esco

Esco SA

escomatic

D2

Liste des pièces de rechange
Ersatzteilliste
Spare part list

CH-2206 Les Geneveys sur Coffrane

Valable dès S101/2

Long feeding attachment AAD ratio 1:1 for feeding length up to 1.850" (48 mm) ratio 1:1,2 for feeding length up to 2-1/4" (57,5 mm)	AAD-Mp 2/1 AAD-Mp 2/2	 Fig.1
Return cam for long feeding attachment AAD 65°/50 mm 130°/50 mm* * in combination with clutch segment D2-x-Mp 204 (Fig.40)	AAD-34 AAD-67	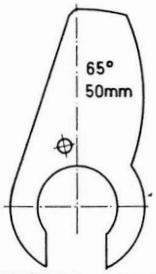 Fig.2
Slide and locking cam straightener ARD - for 1 return of 65° - for 1 return of 40° - for 1 return of 130° - for 2 symetrical returns of 65° - for 2 symetrical returns of 40°	ARD-a-11 ARD-h-3 ARD-h-140 ARD-h-9 ARD-h-133	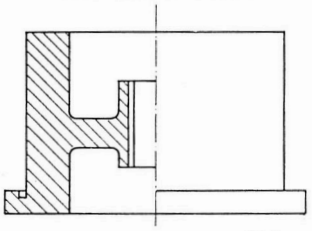 Fig.3
Cam with interchangeable insert ring for the slide and locking device of straightener ARD can only be used with attachment ARD-h-Mp 18 (Fig.16)	ARD-h-Mp 19	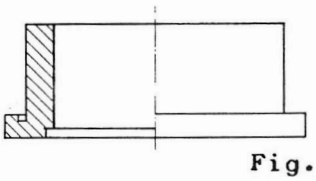 Fig.4
Control cam for straightening jaw of ARD - for 1 return of 65° - for 1 return of 40° - for 1 return of 130°	ARD-a-83/a ARD-h-2 ARD-h-139	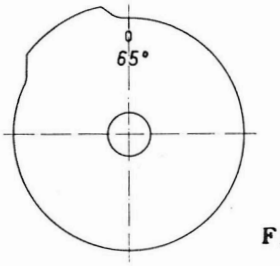 Fig.5
- for 2 returns of 65° - for 2 returns of 40°	ARD-h-10 ARD-h-134	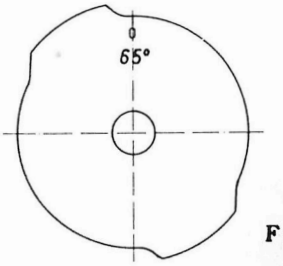 Fig.6

Guide sleeves for ARD passage: 0,5 - 0,7 - 0,9 - 1,2* - 1,5 - 1,8 - 2,2 - 2,6 - 3,2* - 4,3* - 5,3 mm * supplied with machine	ARD-g-1	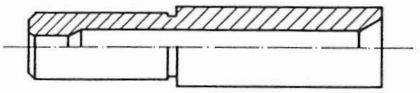 Fig.7
Material clamping jaws with semi-spherical or V-grooves for the wire clamping device of straightener ARD (for straightening very soft material or thin tubing)	ARD-h-25	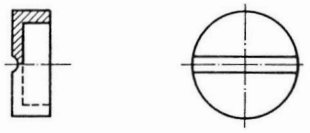 Fig.8
Pulleys for motor and rotor of straightener ARD for 700 r.p.m. motor rotor belt	 ARD-h-16b ARD-h-17 ARD-h-21	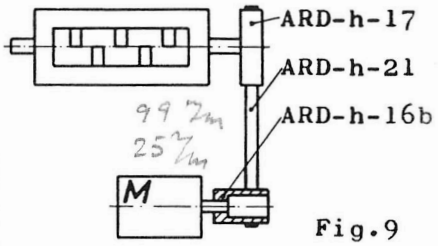 Fig.9
for 1400 r.p.m. motor motor rotor belt	 ARD-h-16b ARD-h-6b ARD-h-7 ARD-h-21	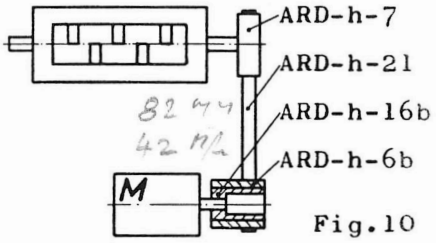 Fig.10
for 2800 r.p.m. motor motor rotor belt	 ARD-h-16b ARD-h-22b ARD-h-23 ARD-h-21	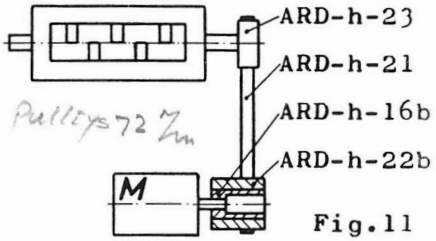 Fig.11
for 4800 r.p.m. motor motor rotor belt	 ARD-h-16b ARD-h-22b ARD-h-18 ARD-h-8	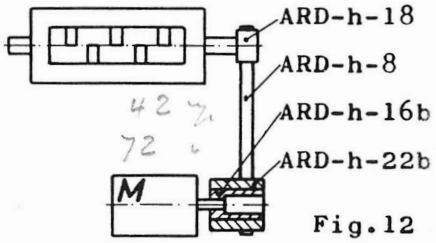 Fig.12
Straightening jaws of vulcanized fibre, widht: (5 x Ø of material) 2-3-4-5-6-8-10-12-15-18 mm	 ARD-g-4/2÷18	
of tungsten carbide: for material Ø up to .02" (0,5 mm) over .02" (0,5 mm) - .04" (1,0 mm) over .04" (1,0 mm) - .08" (2,0 mm) over .08" (2,0 mm) - .12" (3,0 mm) over .12" (3,0 mm) - .16" (4,0 mm)	 ARD-g-6/1-2 ARD-g-7/1-2 ARD-g-8/1-2 ARD-g-9/1-2 ARD-g-10/1-2	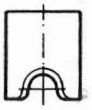 Fig.13

Rotating bush-holders for straightening for material Ø up to .08" (2,0 mm) 1) O-ring 2) ball bearing over .08" (2,0 mm) - .16" (4,0 mm) 1) O-ring 2) ball bearing	D6-14-Mp280a/1+3 2e-Ø 3 x 1 1a-EL 607-2RS D6-14-Mp136a/1+3 2e-Ø 3 x 1 1a-RF 822	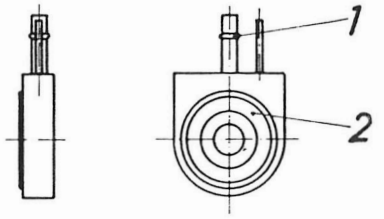 Fig.14
Bushes for straightening with rotating bush-holders (Fig.14) for bush-holders D6-14-Mp280a/1+3 - of plastic material: - of tungsten carbide: for material Ø up to .02" (0,5 mm) over .02" (0,5 mm) - .04" (1,0 mm) over .04" (1,0 mm) - .08" (2,0 mm) for bush-holders D6-14-Mp136a/1+3 - of plastic material: - of tungsten carbide: for material Ø : over .08" (2,0 mm) - .12" (3,0 mm) over .12" (3,0 mm) - .16" (4,0 mm)	D6-14-2459 D6-14-2468/1 D6-14-2468/2 D6-14-2468/3 D6-14-1654 D6-14-1697/4 D6-14-1697/5	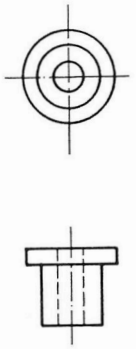 Fig.15
Control device of straightening slide with spring return, for double asymmetrical straightening action for 1 cam revolution to be used with cam ARD-h-Mp 19 (Fig.4) with interchangeable insert ring	ARD-h-Mp 18	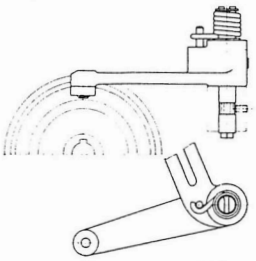 Fig.16
Guide bushes for material Ø up to .02" (0,5 mm) over .02" (0,5 mm) - .04" (1,0 mm) over .04" (1,0 mm) - .14" (3,5 mm) over .14" (3,5 mm) - .16" (4,0 mm)	D2-p-Mp 24 D2-p-Mp 25 D2-p-Mp 26/1 D2-p-Mp 26	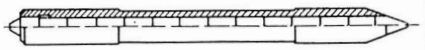 Fig.17
Self-regulating guide bush for material Ø up to .06" (1,5 mm) over .06" (1,5 mm) - .14" (3,5 mm)	D2-p-Mp 396 D2-p-Mp 397	 Fig.18
Adjustable guide bush for material Ø up to .10" (2,5 mm) over .10" (2,5 mm) - .14" (3,5 mm)	D2-p-Mp 398 D2-p-Mp 399	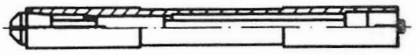 Fig.19

D2 counter-collets

- standard execution:

for material Ø :	
over .02" (0,5 mm) - .04" (1,0 mm)	D2-p-1588
over .04" (1,0 mm) - .10" (2,5 mm)	D2-p-1589
over .10" (2,5 mm) - .16" (4,0 mm)	D2-p-1590
over .16" (4,0 mm) - .18" (4,5 mm)	D2-p-1896*

- of tungsten carbide:

for material Ø :	
over .02" (0,5 mm) - .04" (1,0 mm)	D2-p-1588/1
over .04" (1,0 mm) - .10" (2,5 mm)	D2-p-1589/1
over .10" (2,5 mm) - .16" (4,0 mm)	D2-p-1590/1

* on D2 with collet holder
D2-x-Mp 153 (Fig.44)

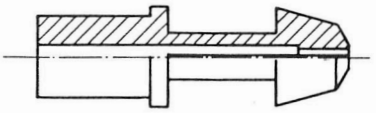

Fig.20

D2 counter-collets with inner tube

- standard execution:

for material Ø	
up to .012" (0,3 mm)	D2-p-1591/2
tube	D2-p-1592
over .012" (0,3 mm) - .06" (1,5 mm)	D2-p-1591/1
tube	D2-p-1592
over .06" (1,5 mm) - .12" (3,0 mm)	D2-p-1593
tube	D2-p-1594

- of tungsten carbide:

for material Ø :	
over .012" (0,3 mm) - .04" (1,0 mm)	D2-p-1591/4
tube	D2-p-1592
over .04" (1,0 mm) - .06" (1,5 mm)	D2-p-1591/3
tube	D2-p-1592

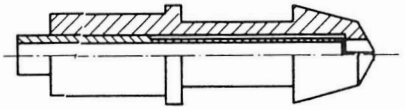

Fig.21

D4 counter-collet

Fig.22 : simple

collet	D4-p-2046/2
guide tube	D4-p-2113

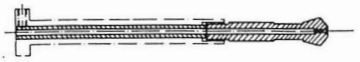

Fig.22

Fig.23 : with inner tube

collet	D4-p-2046/1
inner tube	D4-p-2467
guide tube	D4-p-2113

Fig.23

Fig.24 : with steady ejector

collet	D4-p-2046/1
ejector pin	D4-o-2104

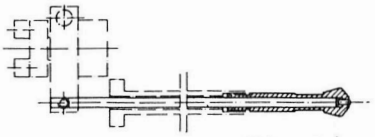

Fig.24

Fig.25 : with spring ejector

collet	D4-p-2046/1
ejector pin	D4-o-2109
spring	D4-o-2108
stopper	D4-o-2111

Fig.25

D2 special collet for clamping over a shoulder on a diameter up to .02" (0,5 mm) smaller then the material: for material Ø up to .10" (2,5 mm) tube **wust be fitted with the following parts on D2 with:** collet holder D2-x-Mp 154 (Fig.44) tapered sleeve D2-x-1891 (Fig.45)	D2-p-1892 D2-p-1893	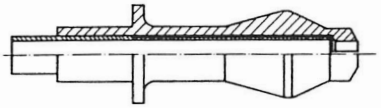 Fig.26
D4 special collet with large opening for clamping over a shoulder on a diameter up to .08" (2 mm) smaller then the material: for material Ø up to .16" (4,0 mm) can only be used with collet holder D4-x-Mp 384 (Fig.53) and segments D4-u-2088/2 + D4-u-2362/2 or D4-u-2088/3 + D4-u-2362/3 (Fig.42-43)	D4-p-Mp 211	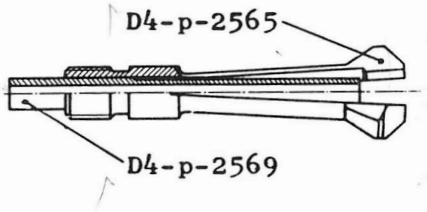 Fig.27
D2 counter-bush (instead of counter-collet) for material Ø up to .10" (2,5 mm) over .10" (2,5 mm) - .16" (4,0 mm)	D2-p-1596 D2-p-1597	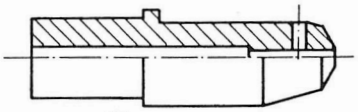 Fig.28
D4 counter-bush (instead of counter-collet) for material Ø up to .12" (3,0 mm) with tube over .12" (3,0 mm) - .16" (4,0 mm) with ejector (Fig.24 or Fig.25) over .12" (3,0 mm) - .16" (4,0 mm) without tube and without ejector	D4-p-2477/1 D4-p-2467 D4-p-2477/1 D4-p-2477/2	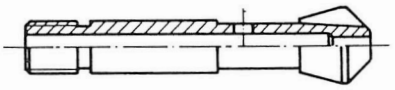 Fig.29
D4 turett tool collet up to .16" (4,0 mm)	D4-p-2206	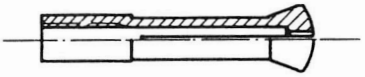 Fig.30
Feed cam 160 mm diameter blank	D2-p-1569/a	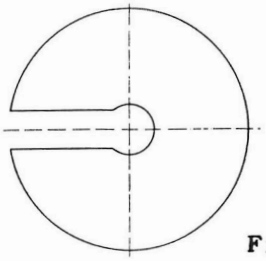 Fig.31
Cam blank cam Ø 102 mm for tool Nr. 1 D4 turett tools and counter-collet cam Ø 90 mm for tool Nr. 2	D2-p-1570/a D2-p-1571/a	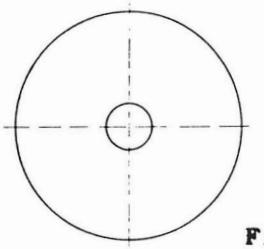 Fig.32

D2 cam blank	D2-p-1572/	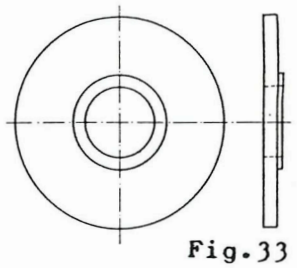 Fig.33
Cam for return of feed lever 65° with movable segment 40° without segment	D2-o-Mp 132	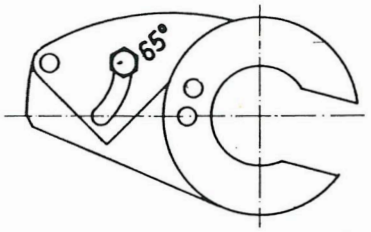 Fig.34
D2 cam blank with segment to shut opening of cam	D2-p-Mp 155	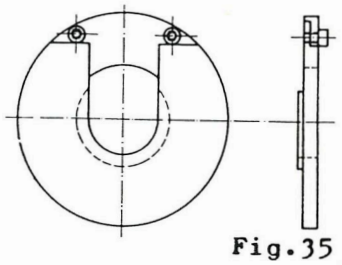 Fig.35
D2 adjustable collet cam for control of collets from 20° - 40° from 36° - 72° from 72° - 144° from 144° - 270°	D2-p-Mp 331 D2-p-Mp 156 D2-p-Mp 157 D2-p-Mp 158	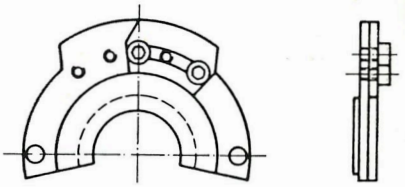 Fig.36
Material feed rollers with V groove	D2-p-1574/1	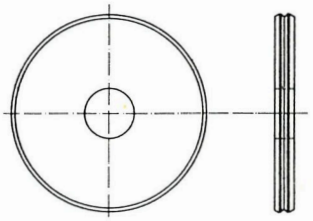 Fig.37
with radius groove - of plastic material	D2-p-1574/4 D2-p-1574/3	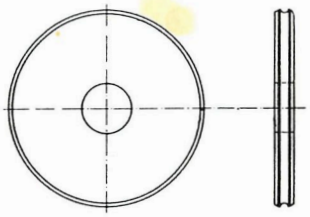 Fig.38
Clutch segment to control the stock feeding device (segment blank)	D2-o-2270 éb	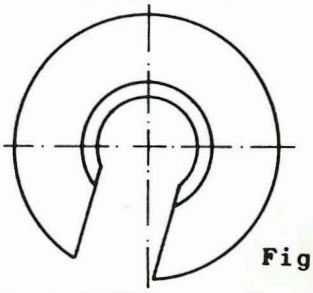 Fig.39

Clutch segment to control the stock feeding device 1 x 65° 1 x 40° 1 x 130° 2 x 65° 2 x 40° * supplied with machine	 D2-o-Mp 126* D2-x-Mp 127 D2-x-Mp 204 D2-x-Mp 141 D2-x-Mp 375	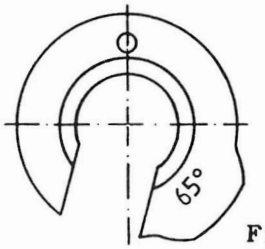 Fig.40 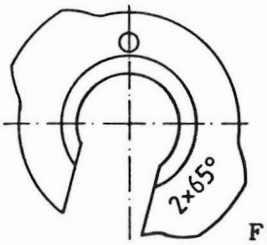 Fig.41
D4 segments for opening and closing the counter-collet and starting the turett D4 up to 16 pcs/min. 10° from 18-32 pcs/min. 15° from 35-50 pcs/min. 20° up to 16 pcs/min. 10° from 18-32 pcs/min. 15° from 35-50 pcs/min. 20°	 D4-u-2088/1 D4-u-2088/2 D4-u-2088/3 D4-u-2362/1 D4-u-2362/2 D4-u-2362/3	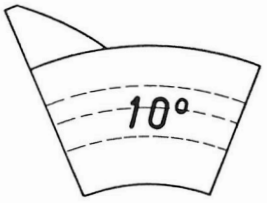 Fig.42 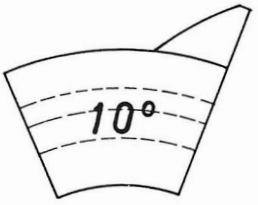 Fig.43
D2 collet holder for material Ø up to .16" (4,0 mm) over .16" (4,0 mm) - .18" (4,5 mm) special short execution for collet D2-p-1892 (Fig.26) * supplied with machine	 D2-o-Mp 151* D2-x-Mp 153 D2-x-Mp 154	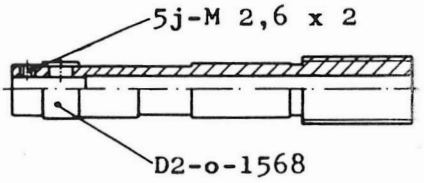 Fig.44
Tapered sleeve for closing the counter-collet - reinforced, taper (a) : 30° for material Ø up to .10" (2,5 mm) over .10" (2,5 mm) - .18" (4,5 mm) - special execution with taper (a) : 70° for collet D2-p-1892 (Fig.26) - execution without reinforced for clamping workpiece close to the tools, taper (a) : 30° for material Ø up to .10" (2,5 mm) over .10" (2,5 mm) - .18" (4,5 mm)	 D2-o-1629/1 D2-o-1629/2 ✓ D2-x-1891 D2-x-1990/1 D2-x-1990/2 ✓	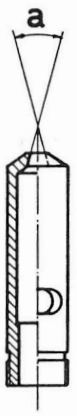 Fig.45

a) <u>Tool head D-h</u>		
standard execution, ratio 1:3	D2-h-Mp 73/3	
special execution, ratio 1:2 to be used with tool levers D2-x-Mp 202/* and D2-x-Mp 203/**	D2-h-Mp 73/2	
special execution, ratio 1:6 to be used with tool levers D2-x-Mp 200/* and D2-x-Mp 201/**	D2-h-Mp 73/6	
b) <u>Reinforced tool head</u>		
standard execution, ratio 1:3	D2-r-Mp 71/3	
special execution, ratio 1:2 to be used with tool levers D2-x-Mp 202/* and D2-x-Mp 203/**	D2-r-Mp 71/2	
special execution, ratio 1:6 to be used with tool levers D2-x-Mp 200/* and D2-x-Mp 201/**	D2-r-Mp 71/6	
c) <u>Tool head R2</u> (2 positive levers)		
standard execution, ratio 1:3	D2-r-Mp 277/3	
* (Fig.49) ** (Fig.50)		Fig.46
<u>Special tool holder</u> for tool head D-h (Fig.46) displaced by .04" (1,0 mm)		
Nr. 1	D-o-Mp 167a/1	
Nr. 2	D-o-Mp 167a/2	Fig.47
<u>Knurl holder</u> replaces the tool holder Nr. 1		
for knurl Ø up to .48" (12 mm)	D2-x-Mp 196/1	
over .48" (12 mm) - .60" (15 mm)	D2-x-Mp 196/4	Fig.48
<u>Special tool levers</u>		
ratio 1:2 to be used with tool head D2-r-Mp 71/2 or D2-h-Mp 73/2 (Fig.46) Metric	D2-x-Mp 202/1	
English	D2-x-Mp 202/2	
ratio 1:6 to be used with tool head D2-r-Mp 71/6 or D2-h-Mp 73/6 (Fig.46) Metric	D2-x-Mp 200/1	
English	D2-x-Mp 200/2	
lever with 3 cam followers	D2-x-Mp 465	Fig.49
<u>Special micrometer stops</u>		
ratio 1:2 to be used with tool head D2-r-Mp 71/2 or D2-h-Mp 73/2 (Fig.46) Metric	D2-x-Mp 203/1	
English	D2-x-Mp 203/2	
ratio 1:6 to be used with tool head D2-r-Mp 71/6 or D2-h-Mp 73/6 (Fig.46) Metric	D2-x-Mp 201/1	
English	D2-x-Mp 201/2	Fig.50

<u>Special feed lever</u> ratio 1:3 Metric English	 D2-x-Mp 152/1 D2-x-Mp 152/2	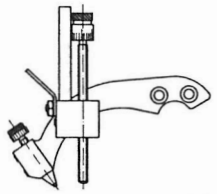 Fig.51
<u>Special pulley</u> for 8000 r.p.m. tool head speed belts	 D2-x-Mp 208 D2-x-2974	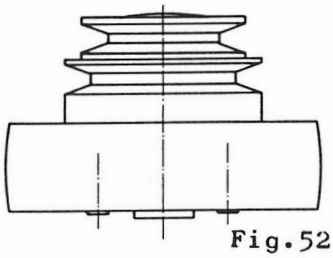 Fig.52
<u>Special collet-holder</u> for D4 counter-collet with large opening (D4-p-Mp 211 - Fig.27)	 D4-x-Mp 384	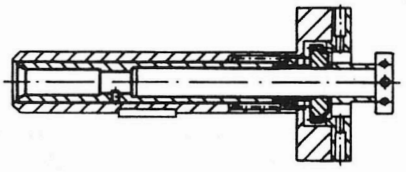 Fig.53
<u>Tracing gauges</u> Nr. 4 - for feed cam standard ratio 1:2 Nr. 5 - for feed cam special ratio 1:3 Nr. 6 - for turett tool cams of D4 Nr. 15 - for cams D2-D4 PT cross drilling and cross tapping	 D2-v-A 88 D2-v-A 89 D4-v-A 111 D2-v-A 160	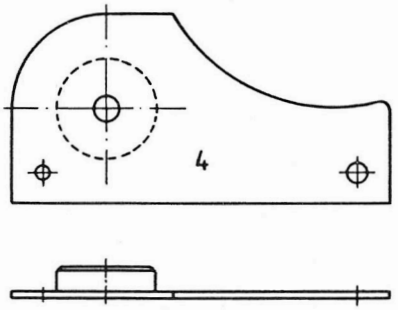 Fig.54
<u>Adjusting lamp</u> with articuled arm and embodied switch, E 14 bulb	 LOD - 24 V	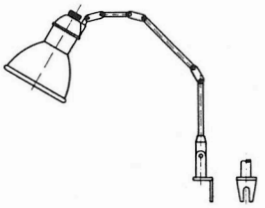 Fig.55

Compteur totalisateur

à 5 chiffres, D2-38-Mp 514
sans présélection

Summenwerkstückzähler

5 Ziffern, D2-38-Mp 514
ohne Vorwahl

Totalizer counter

5 digits, D2-38-Mp 514
without preselection



Compteur à présélection

à 5 chiffres, D2-38-Mp 354/b

commande l'arrêt automatique de la machine lorsque le nombre de pièces choisi est décolleté.

Vorwahlzähler

5 Ziffern, D2-38-Mp 354/b

stellt die Maschine automatisch ab, wenn die vorgewählte Werkstückzahl verarbeitet ist.

Preselection counter

5 digits, D2-38-Mp 354/b

automatically stops motion of machine, when the number of preselected workpieces is machined.



Dispositif de sécurité additionnel

D2-38-Mp 364/b

commande l'arrêt automatique de la machine lorsque les pièces ne sont plus tronçonnées.

Sur D2 seulement

Zusätzlicher Sicherheits-Apparat

D2-38-Mp 364/b

stellt die Maschine automatisch ab, wenn die Werkstücke nicht mehr abgestochen werden.

Ausschliesslich auf D2

Complementary security attachment

D2-38-Mp 364/b

automatically stops motion of machine, when the work-pieces are no longer cut-off.

Exclusively on D2



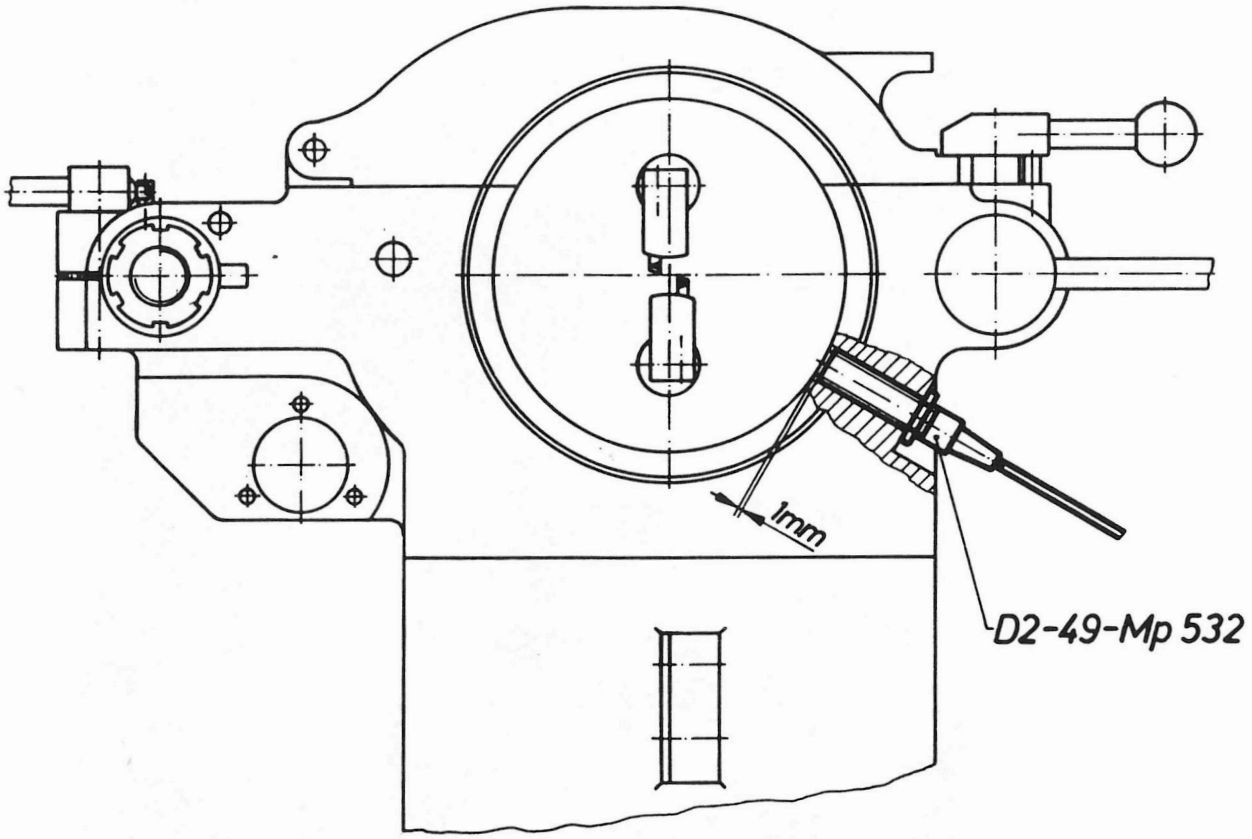

Contrôleur de vitesse D2-49-Mp 533
pour les têtes porte-outils des machines D2 et D4.

Ce nouveau dispositif, livrable sur demande, permet le contrôle permanent de la vitesse de la tête porte-outils. En cas de baisse de régime provoquée par la rupture d'une des courroies d'entraînement, ou par toute autre cause, la machine est immédiatement arrêtée, évitant ainsi la casse des burins.
Les machines sont déjà préparées pour recevoir ce dispositif dès D2 No. 3619 et D4 No. 1359.

Drehzahlkontroll-Vorrichtung D2-49-Mp 533
für die Werkzeugköpfe der Maschinen D2 und D4.

Diese neue Vorrichtung, auf Anfrage lieferbar, kontrolliert ständig die Umlaufgeschwindigkeit des Werkzeugkopfes. Bei Leistungsabfall durch Bruch eines Antriebsriemens, oder durch jede andere Ursache, wird die Maschine sofort abgeschaltet.
Die Maschinen sind ab Nrn. D2-3619 und D4-1359 bereits zur Aufnahme dieser Einrichtung vorbereitet.

Speed controlling device D2-49-Mp 533
for the tool heads the D2 and D4 machines.

This new device, available on demand, controls continuously the rotational speed of the tool head. In case of a performance decrease through breakage of a transmission belt, or any other reason, the machine is immediately switched off, what prevents the breakage of the tools.
From nos. D2-3619 and D4-1359, the machines are already prepared for the mounting of this device.



Barillet à plusieurs godets **BGD**

Changement de position automatique

Temporisation: (variable par changement d'une came)

Pour 5o Hz : 37,5 - 5o - 75 - 15o min.

Pour 6o Hz : 45 - 6o - 9o - 18o min.

Dimensions : Ø 21o mm - hauteur sans godets 9o mm - Poids: 2,6 kg

Tension : 11o ou 22o V - 5o ou 6o Hz (à préciser lors de la commande)

Trommel mit mehreren Bechern **BGD**

Automatischer Stellungswechsel

Schaltzeit : (wählbar durch Einsetzen eines anderen Schaltexenters)

Für 5o Hz : 37,5 - 5o - 75 - 15o Min.

Für 6o Hz : 45 - 6o - 9o - 18o Min.

Masse : Ø 21o mm - Höhe ohne Becher 9o mm - Gewicht: 2,6 Kg.

Speisung : einphasig 11o oder 22o V, 5o oder 6o Hz (bei Bestellung anzugeben)

Drum with several cups **BGD**

Automatic change of position

Indexing : (to be choosen by changing a cam)

For 5o Hz : 37,5 - 5o - 75 - 15o min.

For 6o Hz : 45 - 6o - 9o - 18o min.

Measures : Ø 21o mm - height 9o mm - Weight: 2,6 kg

Voltage : monophase 11o or 22o , 5o or 6o Hz (to be indicated when ordering)

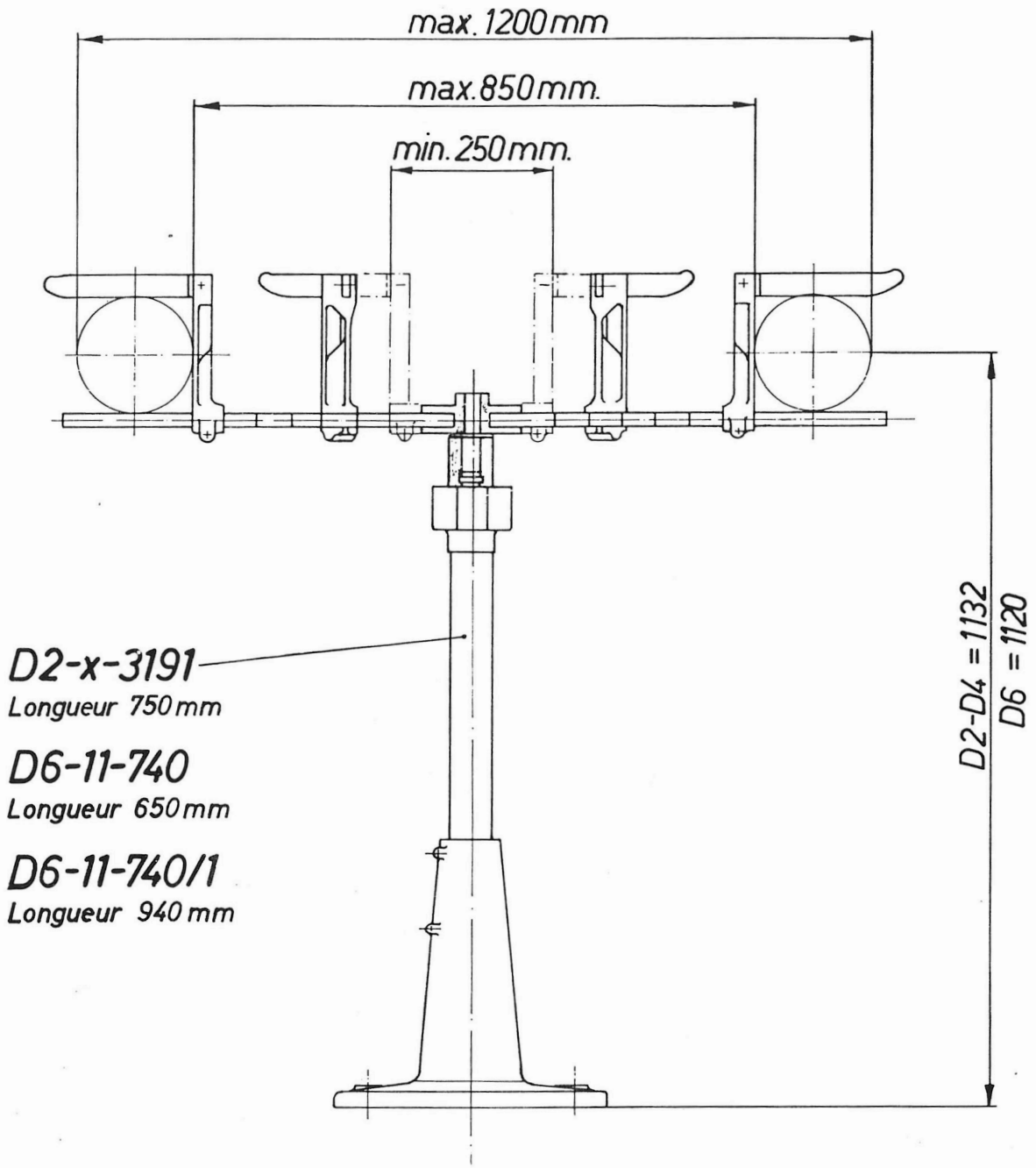

Dévidoir horizontal pour D2-D4 ou D6

Horizontaler Haspel für D2-D4 oder D6

Horizontal reel for D2-D4 or D6

D2-x-Mp 335

APPAREIL D'AVANCE AAD-Mp 2/3

rapport 1 : 1,5

+ APPAREIL A REDRESSER ARD-a-Mp 11/3

pour avance de la matière jusqu'à 70 mm

VORSCHUBAPPARAT AAD-Mp 2/3

Verhältnis 1 : 1,5

+ RICHTAPPARAT ARD-a-Mp 11/3

für Werkstoff-Vorschub bis 70 mm

LONG FEEDING ATTACHMENT AAD-Mp 2/3

Ratio 1 : 1,5

+ STRAIGHTENER ARD-a-Mp 11/3

for feeding length up to 2.756" (70 mm)

IMPORTANT

Pour toute commande de pièces, il est indispensable d'indiquer:

1) Le type et le numéro de la machine.
2) Le numéro de la pièce figurant sur le dessin d'ensemble.
3) Le numéro du dessin d'ensemble.

WICHTIG

Die folgenden Angaben sind bei Ersatzteil-Bestellungen unerlässlich:

1) Type und Nummer der Maschine.
2) Die Nummer des auf der Sammelzeichnung dargestellten Teiles.
3) Die Nummer der Sammelzeichnung.

IMPORTANT

All orders for spare parts must state the following information:

1) The type and serial number of the machine.
2) The number of the item represented on the assembly drawing.
3) The number of the assembly drawing.

REPERTOIRE DES GROUPES DE LA MACHINE - VERZEICHNIS DER MASCHINENGRUPPEN - LIST OF MACHINE GROUPS

a Boîte à vitesses et dispositif d'avance du fil.
Getriebekasten und Werkstoff-Vorschubeinrichtung.
Gear box and stock feeding device.

c Dispositif de commande manuelle.
Handantriebs-Vorrichtung.
Manual control device.

f Plaque porte-pince
Zangenträgerplatte
Counter-collet carrier plate

g Protection de la tête porte-outils et levier de commande des burins.
Schutzhaube des Werkzeugkopfes und Steuerhebel für die Drehstähle.
Tool head cover and control lever for the tools.

i Dispositif de serrage du fil.
Werkstoff-Spanneinrichtung.
Stock clamping device.

j Dispositif d'arrosage des burins + Lubrification tête porte-outils et révolver.
Kühlsystem für die Drehstähle + Schmierung Werkzeugkopf und Revolver.
Coolant system for the tools + Lubrication of toolhead and turret.

l Socle et renvois.
Maschinen-Untergestell und Vorgelege.
Base and countershafts.

m Dévidoir.
Werkstoffträger.
Coil dereeler.

n Armoire et installation électrique.
Schaltschrank und elektrische Anlagen.
Electric cabinet and electrical installation.

r Tête porte-outils.
Werkzeugkopf.
Toolhead.

38 Boîte essuie-fil et contrôle fin de matière.
Drahtreinigungskasten und Materialende Kontrolle.
Wire cleaning case and material end control.

ARD Appareil à redresser.
Richtapparat.
Straightening device.

Les numéros des dessins d'ensemble sont composés comme suit:
Die Nummern der Sammelzeichnungen setzen sich wie folgt zusammen:
The numbers of the assembly drawings are composed as follows:

Exemple:
Beispiel: D2 - a - Mp 205
Example:

Type de machine Maschinentyp Type of macnine	Groupe Gruppe Groupe	Numéro du montage Sammelnummer Assembly number

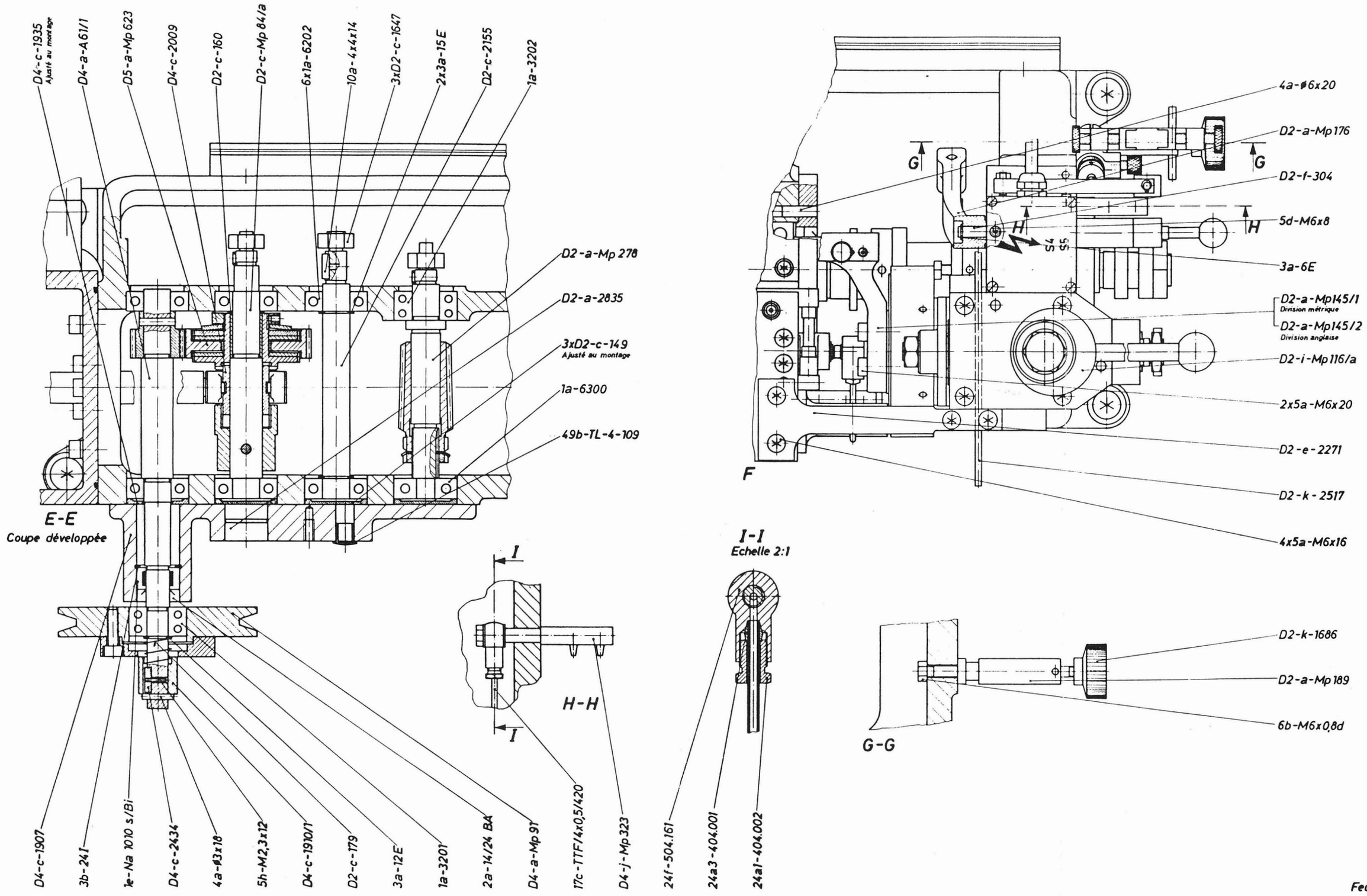

Feuille 3.

Pour les cotes sans tolérance, voir normes internes	Echelle	Matière	Dessiné Y. Bauer
Boîte à vitesse	1:1	Remplace D2-a-Mp173/1a des S 101	Date 21 01 85
		Remplacé par	
ESCO S.A. Les Geneveys s. Coffrane		D2-a-Mp173/1a	

Emploi: D2-a-Mp 173a/1÷6
D5-a-Mp 626

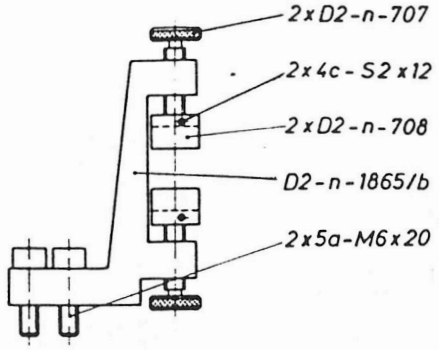

Pour les cotes sans tolérance, voir normes internes	Echelle	Matière	Dessiné 7
Essuie-fil	1:1	Remplace D2-a-Mp 75/b dès 596/44	Date 9.7.79
		Remplacé par	
ESCO S.A. Les Geneveys s. Coffrane		D2-a-Mp 75/b	

Emploi: D2-a-Mp 173/1
D4-a-Mp 173/2
D2-a-Mp 173a/1÷6
D5-a-Mp626

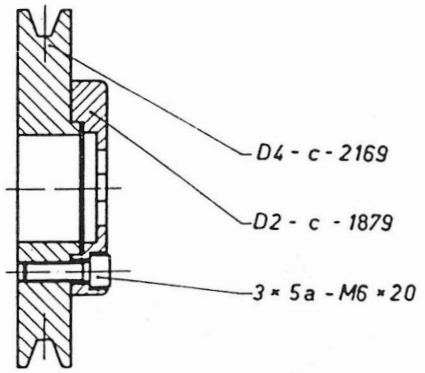

Pour les cotes sans tolérance, voir normes internes	Echelle	Matière	Dessiné Z
Poulie	1:1	Remplace D4-c-Mp81	Date 8.9.66
		Remplacé par	
ESCO S.A. Les Geneveys s. Coffrane		D4-a-Mp 91	

Emploi: D2-a-Mp 173/1
D4-a-Mp 173/2
D2-a-Mp 173a/1÷6
D5-a-Mp 626

Coupe A-A

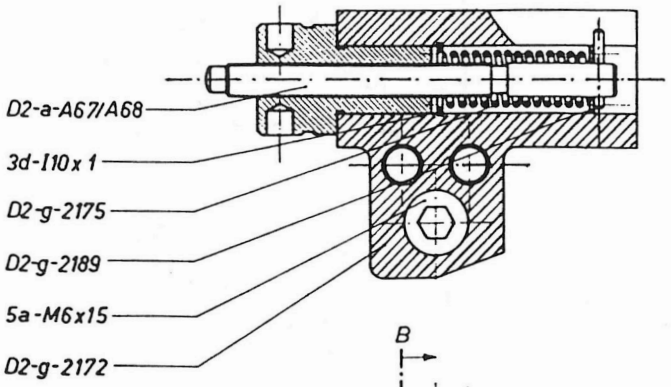

Coupe B-B

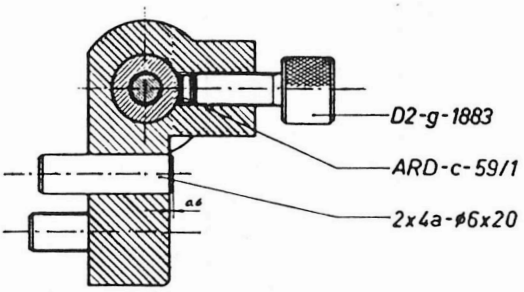

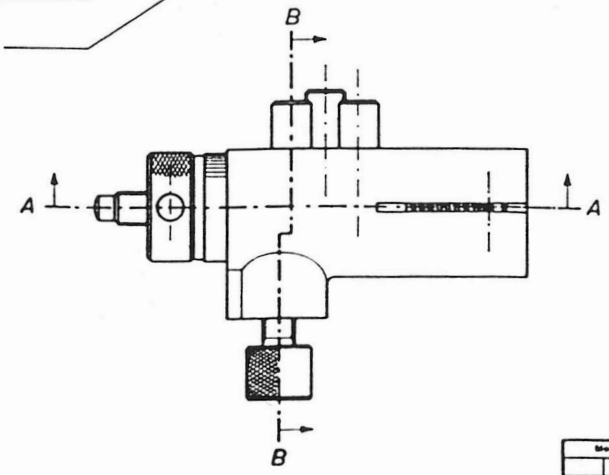

Modifications	Pour les cotes sans tolérance, voir fiche 5000 1	Echelle	Matière	Dessiné K.
	* Cote résultante des tolérances	2/1	Remplace D-g-Mp54 dès 523	Date 8.8.63
	Vis d'arrêt		Remplacé par	
	ESCO S.A. Les Geneveys s. Coffrane		D2-a-Mp 83/1-2	

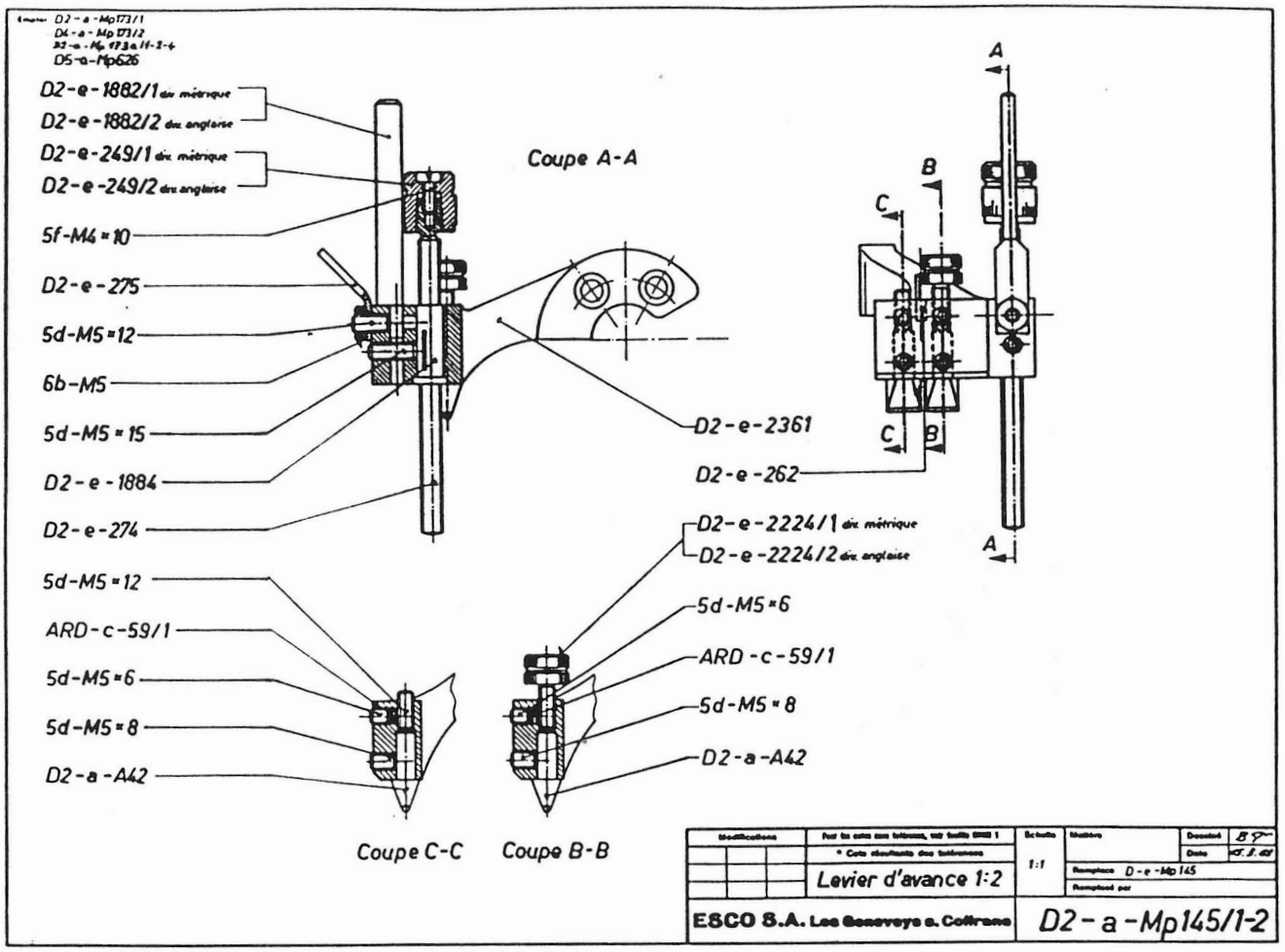
D2-a-Mp173/1
D4-a-Mp173/2
D5-a-Mp626
D2-e-1882/1 dix métrique
D2-e-1882/2 dix anglaise
D2-e-249/1 dix métrique
D2-e-249/2 dix anglaise
5f-M4×10
D2-e-275
5d-M5×12
6b-M5
5d-M5×15
D2-e-1884
D2-e-274
5d-M5×12
ARD-c-59/1
5d-M5×6
5d-M5×8
D2-a-A42
Coupe A-A
A
B
C
D2-e-2361
D2-e-262
D2-e-2224/1 dix métrique
D2-e-2224/2 dix anglaise
5d-M5×6
ARD-c-59/1
5d-M5×8
D2-a-A42
Coupe C-C
Coupe B-B
Modifications
Pour les cotes sans tolérances, voir feuille ESCO 1
* Cotes résultants des tolérances
Levier d'avance 1:2
Echelle
1:1
Matière
Dessiné
Date
Remplace D-e-Mp145
Remplacé par
ESCO S.A. Les Genevreys s. Coffrane
D2-a-Mp145/1-2

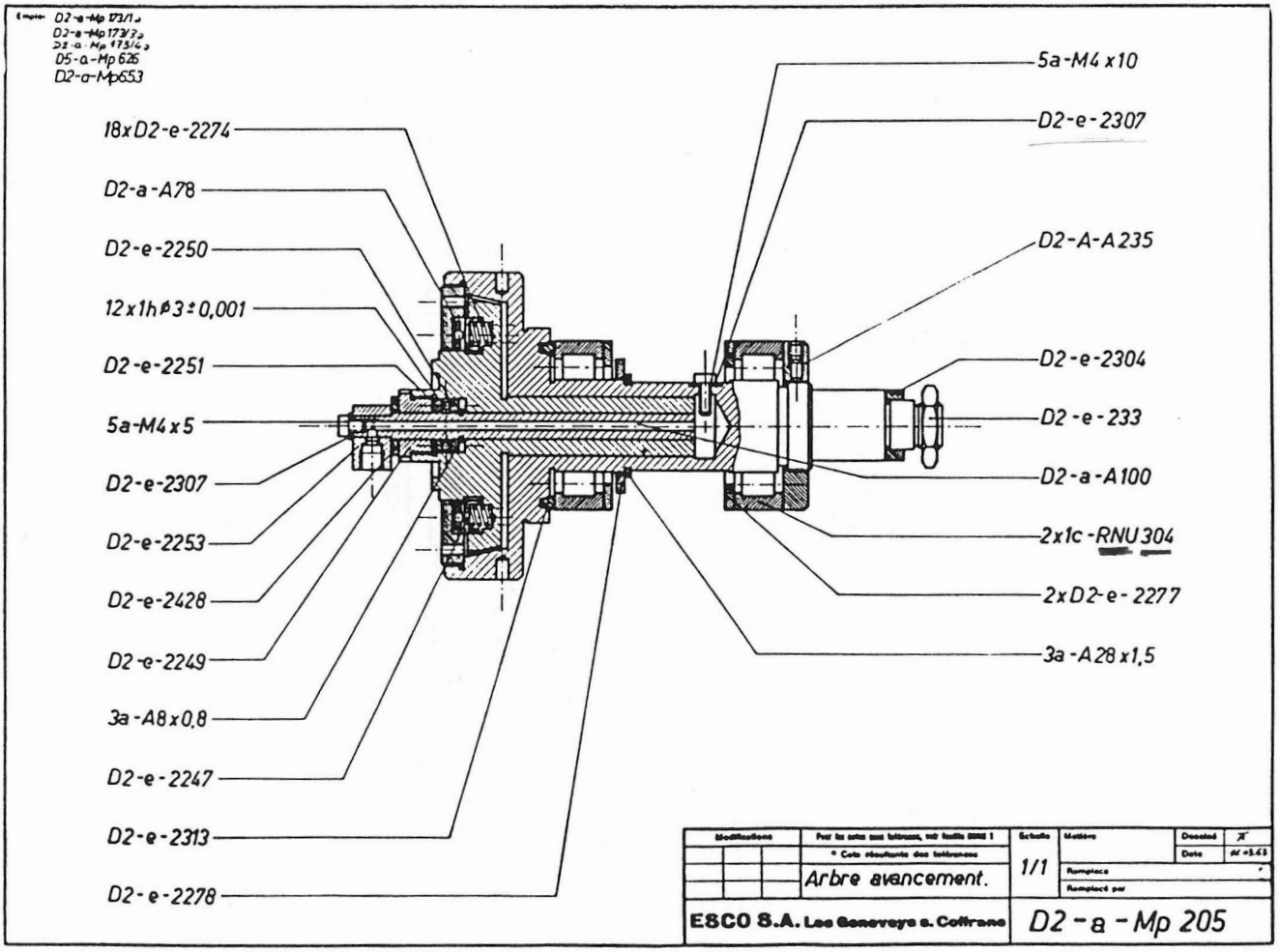
D2-a-Mp173/1a
D2-a-Mp173/3a
D2-a-Mp173/4a
D5-a-Mp626
D2-a-Mp653
18xD2-e-2274
D2-a-A78
D2-e-2250
12x1h⌀3±0,001
D2-e-2251
5a-M4x5
D2-e-2307
D2-e-2253
D2-e-2428
D2-e-2249
3a-A8x0,8
D2-e-2247
D2-e-2313
D2-e-2278
5a-M4x10
D2-e-2307
D2-A-A235
D2-e-2304
D2-e-233
D2-a-A100
2x1c-RNU304
2xD2-e-2277
3a-A28x1,5
Modifications
Pour les cotes sans tolérances, voir feuille ESCO 1
* Cotes résultants des tolérances
Arbre avancement.
Echelle
1/1
Matière
Dessiné
Date
Remplace
Remplacé par
ESCO S.A. Les Genevreys s. Coffrane
D2-a-Mp 205

D2-a-Mp173/1a
D2-a-Mp 173/3a

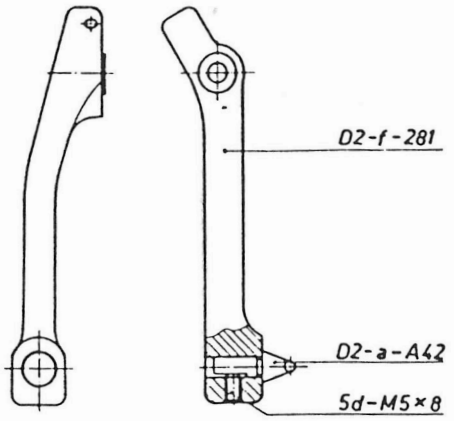

Modifications	Pour les autres cotes tolérances, voir feuille 00002 1	Echelle	Matière	Dessiné BT
15.6.62	+ ± 0,1 n ± 0,2 □ ± 0,5	1:1		Date 17.4.62
	Levier com. pince.		Remplace	
			Remplacé par	

ESCO S.A. Les Geneveys s. Coffrane — D2-a-Mp176

Complet: D2-a-Mp 173/1a-3a-4a
D2-a-Mp653

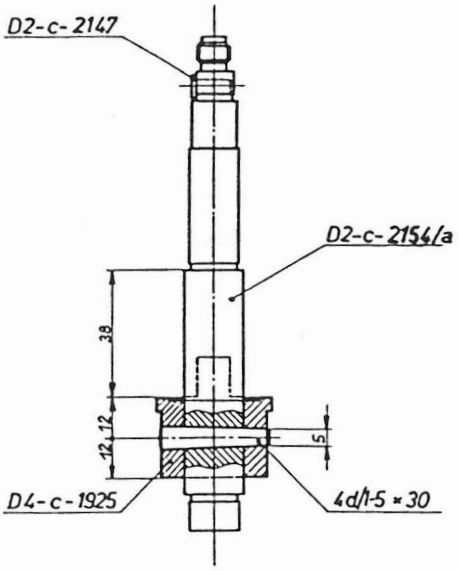

Modifications	Pour les cotes sans tolérances, voir cotes limites	Echelle	Matière	Dessiné
	* Cote résultante des tolérances	1:1		Date 132.64
	AXE		Remplace D4-a-Mp 93 dès D2-n° 1777	
			Remplacé par	

ESCO S.A. Les Geneveys s. Coffrane — D2-c-Mp 84/a

D2-k-final

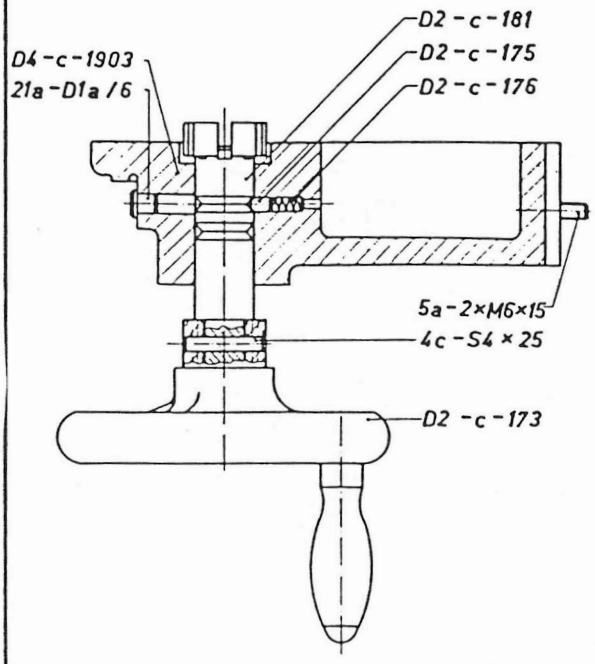

Modifications	Pour les cotes sans tolérances, voir feuille 00002 1	Echelle	Matière	Dessiné 24.3.62
	+ ± 0,1 n ± 0,2 □ ± 0,5	1:1		Date
	Disp. com. manuelle		Remplace	
			Remplacé par	

ESCO S.A. Les Geneveys s. Coffrane — D2-c-Mp 178

Complet: D2-f-Mp 168/a

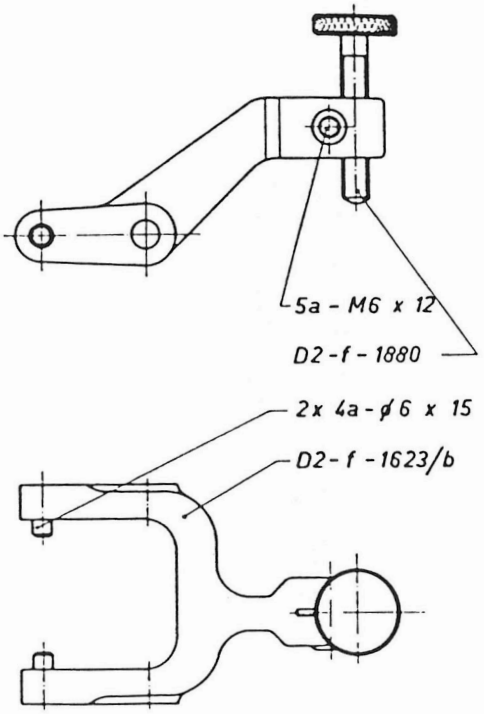

Modifications	Pour les cotes sans tolérances, voir cotes limites	Echelle	Matière	Dessiné
	* Cote résultante des tolérances	1:1		Date 25.5.64
	Levier		Remplace	
			Remplacé par	

ESCO S.A. Les Geneveys s. Coffrane — D2-f-Mp 148/b

Emploi: D2-a-Mp 115-/a

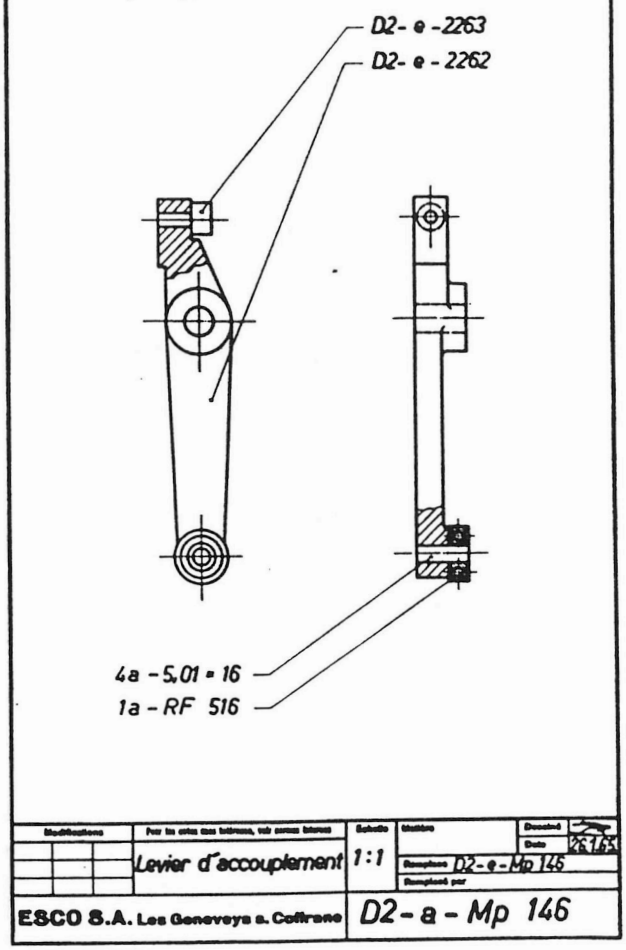

Modifications	Pour les cotes sans tolérance, voir normes internes	Echelle	Matière	Dessiné	
	Levier d'accouplement	1:1	Remplace D2-e-Mp 146	Date	26.7.65
			Remplacé par		

ESCO S.A. Les Geneveys s. Coffrane — D2-a-Mp 146

Emploi: D2-a-Mp 173a1+4
D5-a-Mp 626

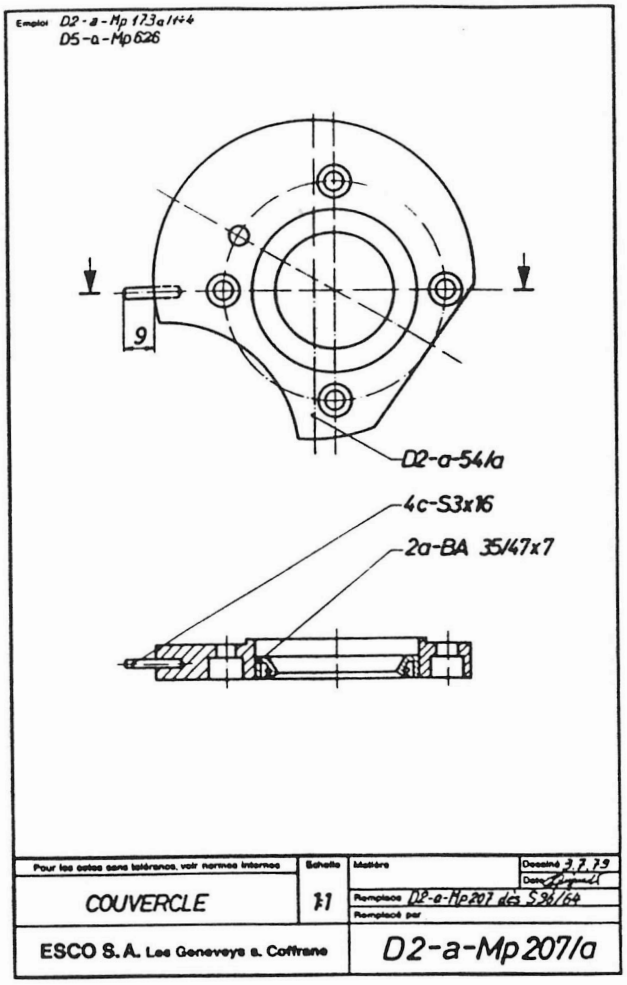

Pour les cotes sans tolérance, voir normes internes	Echelle	Matière	Dessiné 3.7.79
COUVERCLE	1:1	Remplace D2-a-Mp207 des 5.9.64	Date
		Remplacé par	

ESCO S.A. Les Geneveys s. Coffrane — D2-a-Mp 207/a

Emploi: D2+D4-a-Mp 173/1-6
D2-a-Mp 173a1+4
D5-a-Mp 626

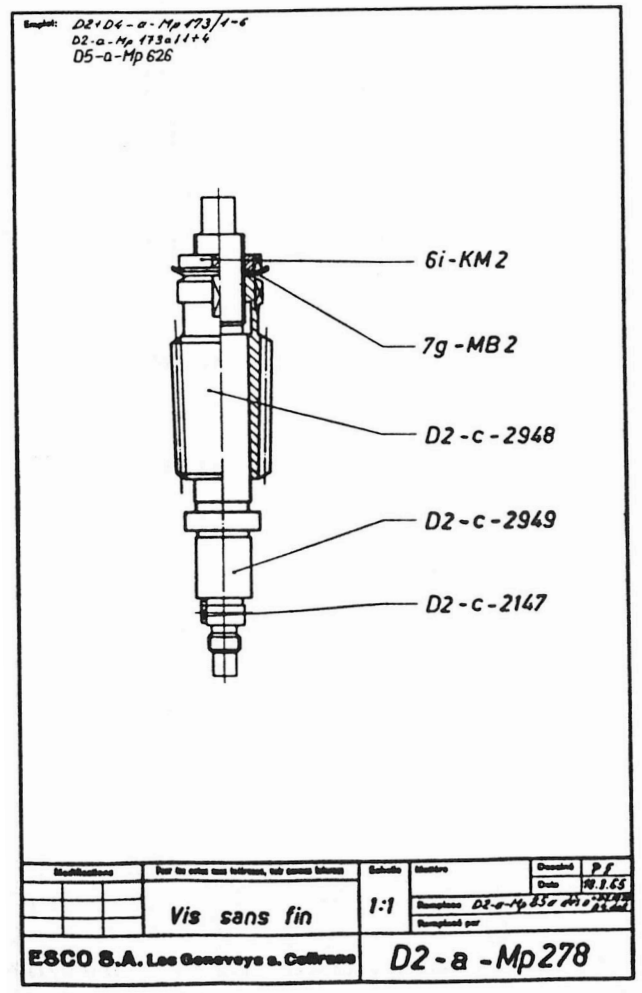

Modifications	Pour les cotes sans tolérance, voir normes internes	Echelle	Matière	Dessiné	P.F.
	Vis sans fin	1:1	Remplace D2-a-Mp 85 et 249	Date	18.3.65
			Remplacé par		

ESCO S.A. Les Geneveys s. Coffrane — D2-a-Mp 278

Emploi: D5-a-Mp 626

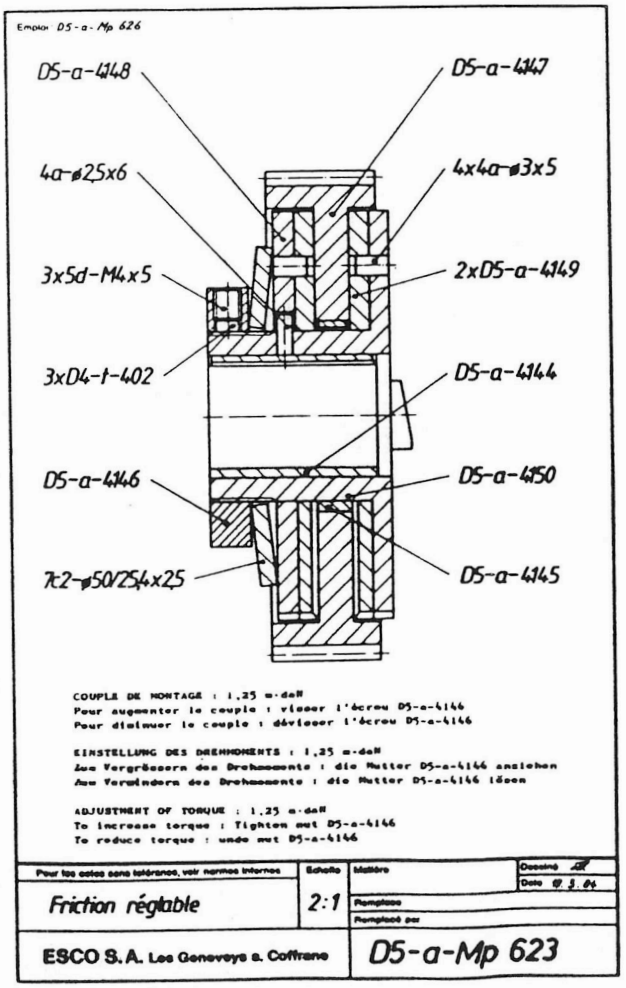

COUPLE DE MONTAGE : 1,25 m·daN
Pour augmenter le couple : visser l'écrou D5-a-4146
Pour diminuer le couple : dévisser l'écrou D5-a-4146

EINSTELLUNG DES DREHMOMENTS : 1,25 m·daN
Zur Vergrössern des Drehmoments : die Mutter D5-a-4146 anziehen
Zur Verkleinern des Drehmoments : die Mutter D5-a-4146 lösen

ADJUSTMENT OF TORQUE : 1,25 m·daN
To increase torque : Tighten nut D5-a-4146
To reduce torque : unde nut D5-a-4146

Pour les cotes sans tolérance, voir normes internes	Echelle	Matière	Dessiné
Friction réglable	2:1	Remplace	Date 17.3.84
		Remplacé par	

ESCO S.A. Les Geneveys s. Coffrane — D5-a-Mp 623

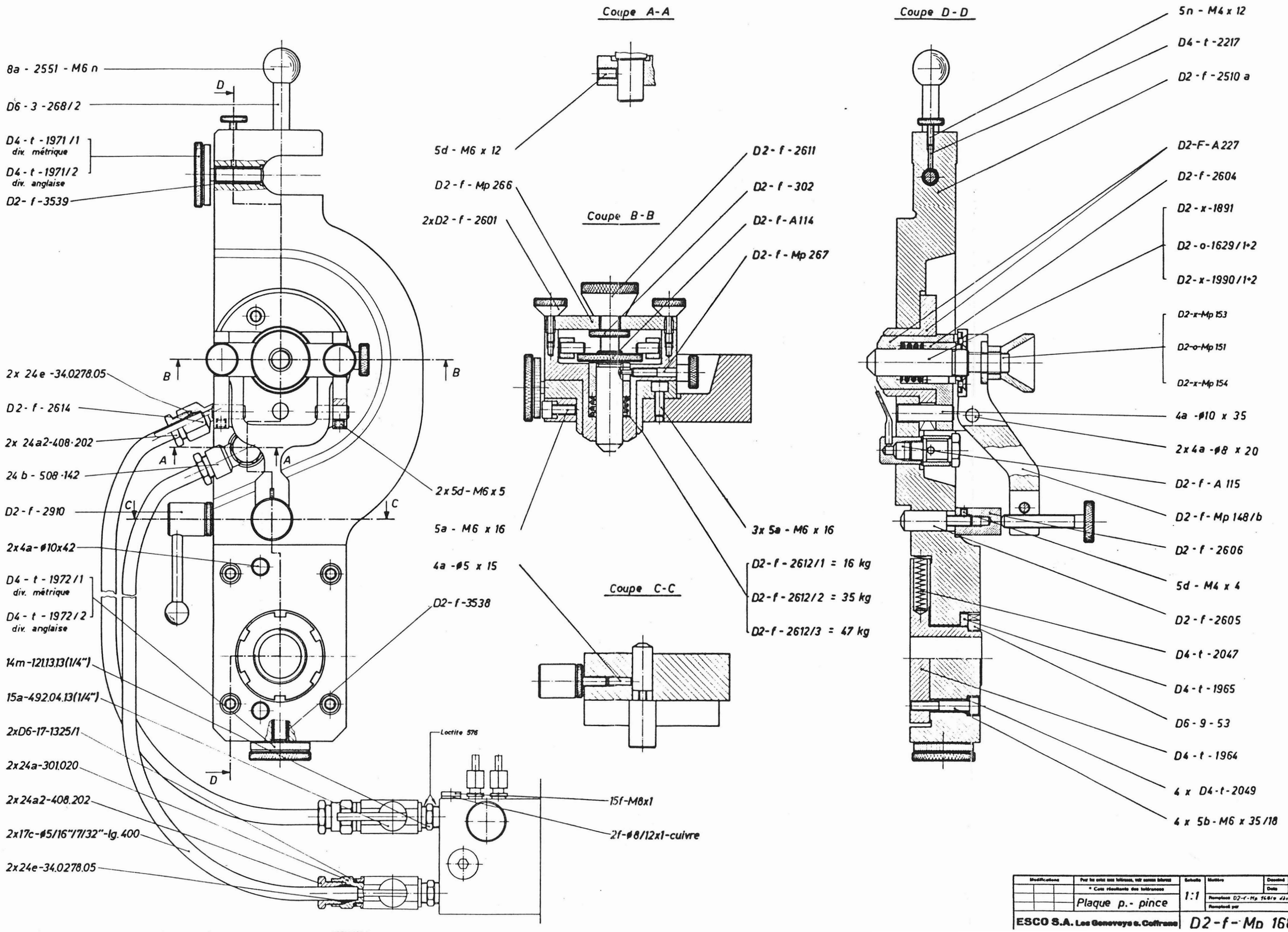
Coupe A-A
Coupe B-B
Coupe C-C
Coupe D-D
8a - 2551 - M6 n
D6 - 3 - 268/2
D4 - t - 1971/1
div. métrique
D4 - t - 1971/2
div. anglaise
D2- f -3539
2x 24e -34.0278.05
D2 - f - 2614
2x 24a2-408·202
24 b - 508·142
D2 - f - 2910
2x4a-ø10x42
D4 - t - 1972/1
div. métrique
D4 - t - 1972/2
div. anglaise
14m-12.13.13(1/4")
15a-492.04.13(1/4")
2xD6-17-1325/1
2x24a-301.020
2x24a2-408.202
2x17c-ø5/16"/7/32"-lg.400
2x24e-34.0278.05
5d - M6 x 12
D2 - f - Mp 266
2xD2 - f - 2601
2x 5d - M6 x 5
5a - M6 x 16
4a -ø5 x 15
D2- f -3538
Loctite 576
15f-M8x1
2f-ø8/12x1-cuivre
D2 - f - 2611
D2 - f - 302
D2 - f - A114
D2 - f - Mp 267
3x 5a - M6 x 16
D2 - f - 2612/1 = 16 kg
D2 - f - 2612/2 = 35 kg
D2 - f - 2612/3 = 47 kg
5n - M4 x 12
D4 - t -2217
D2 - f -2510 a
D2-F-A 227
D2-f-2604
D2 - x -1891
D2 - o-1629/1+2
D2 - x -1990/1+2
D2-x-Mp 153
D2-o-Mp 151
D2-x-Mp 154
4a -ø10 x 35
2x4a -ø8 x 20
D2 - f - A 115
D2 - f - Mp 148/b
D2 - f -2606
5d - M4 x 4
D2 - f -2605
D4 - t - 2047
D4 - t - 1965
D6 - 9 - 53
D4 - t - 1964
4 x D4 - t - 2049
4 x 5b - M6 x 35/18
Modifications
Plaque p.- pince
1:1
ESCO S.A. Les Geneveys s. Coffrane
D2 - f - Mp 168/a

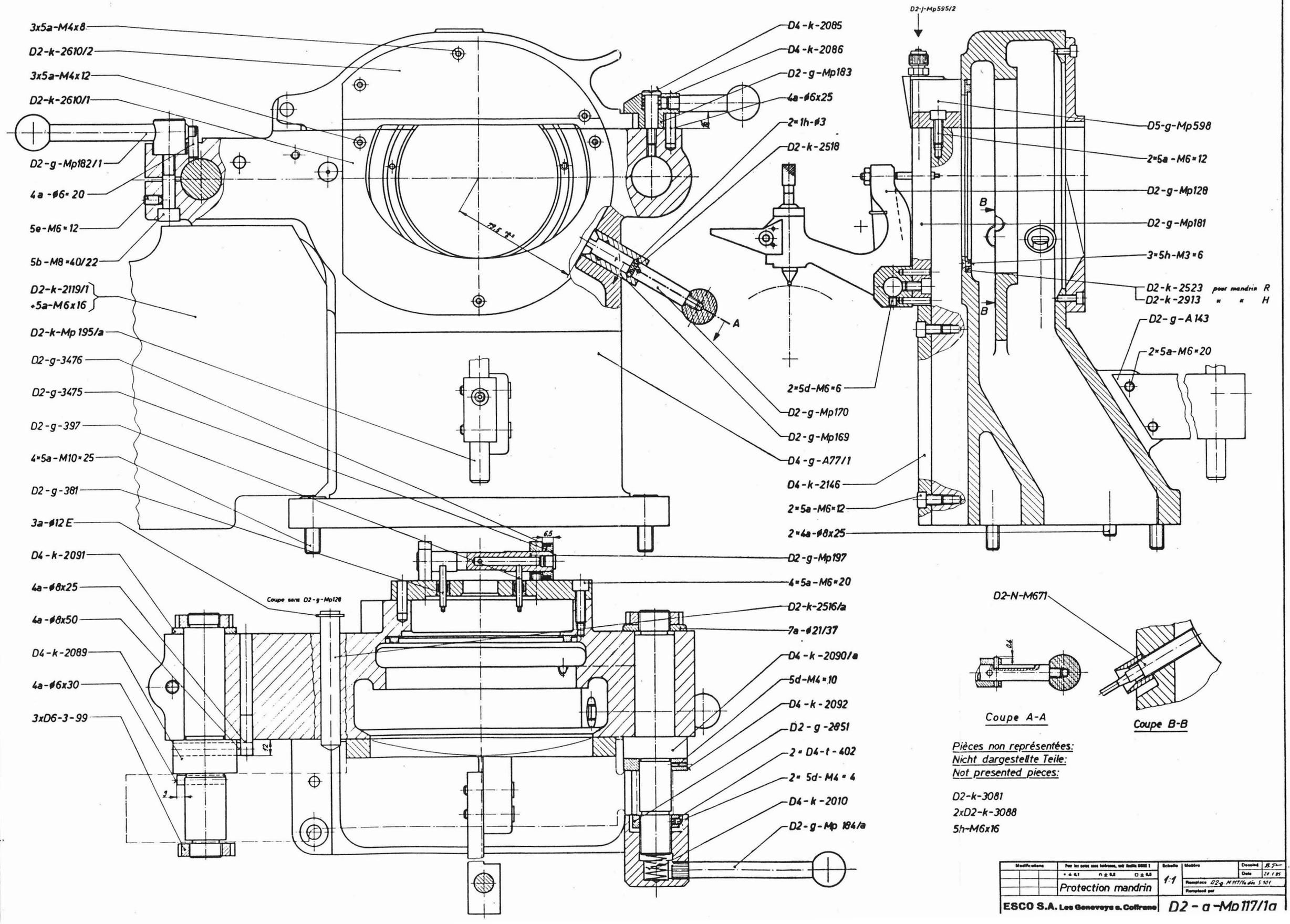
3x5a-M4x8
D2-k-2610/2
3x5a-M4x12
D2-k-2610/1
D2-g-Mp182/1
4a-ø6x20
5e-M6x12
5b-M8x40/22
D2-k-2119/1
+5a-M6x16
D2-k-Mp195/a
D2-g-3476
D2-g-3475
D2-g-397
4x5a-M10x25
D2-g-381
3a-ø12E
D4-k-2091
4a-ø8x25
4a-ø8x50
D4-k-2089
4a-ø6x30
3xD6-3-99
Coupe sans D2-g-Mp128
D4-k-2085
D4-k-2086
D2-g-Mp183
4a-ø6x25
2x1h-ø3
D2-k-2518
D2-j-Mp595/2
D5-g-Mp598
2x5a-M6x12
D2-g-Mp128
D2-g-Mp181
3x5h-M3x6
D2-k-2523 pour mandrin R
D2-k-2913 " " H
D2-g-A143
2x5a-M6x20
2x5d-M6x6
D2-g-Mp170
D2-g-Mp169
D4-g-A77/1
D4-k-2146
2x5a-M6x12
2x4a-ø8x25
D2-g-Mp197
4x5a-M6x20
D2-k-2516/a
7a-ø21/37
D4-k-2090/a
5d-M4x10
D4-k-2092
D2-g-2851
2xD4-t-402
2x5d-M4x4
D4-k-2010
D2-g-Mp184/a
D2-N-M671
Coupe A-A
Coupe B-B
Pièces non représentées:
Nicht dargestellte Teile:
Not presented pieces:
D2-k-3081
2xD2-k-3088
5h-M6x16
Modifications
Protection mandrin
Echelle 1:1
Matière
Dessiné
Date
Remplace D2-g M117/1a dès S 101
Remplacé par
ESCO S.A. Les Genevreys s. Cofrane
D2-a-Mp117/1a

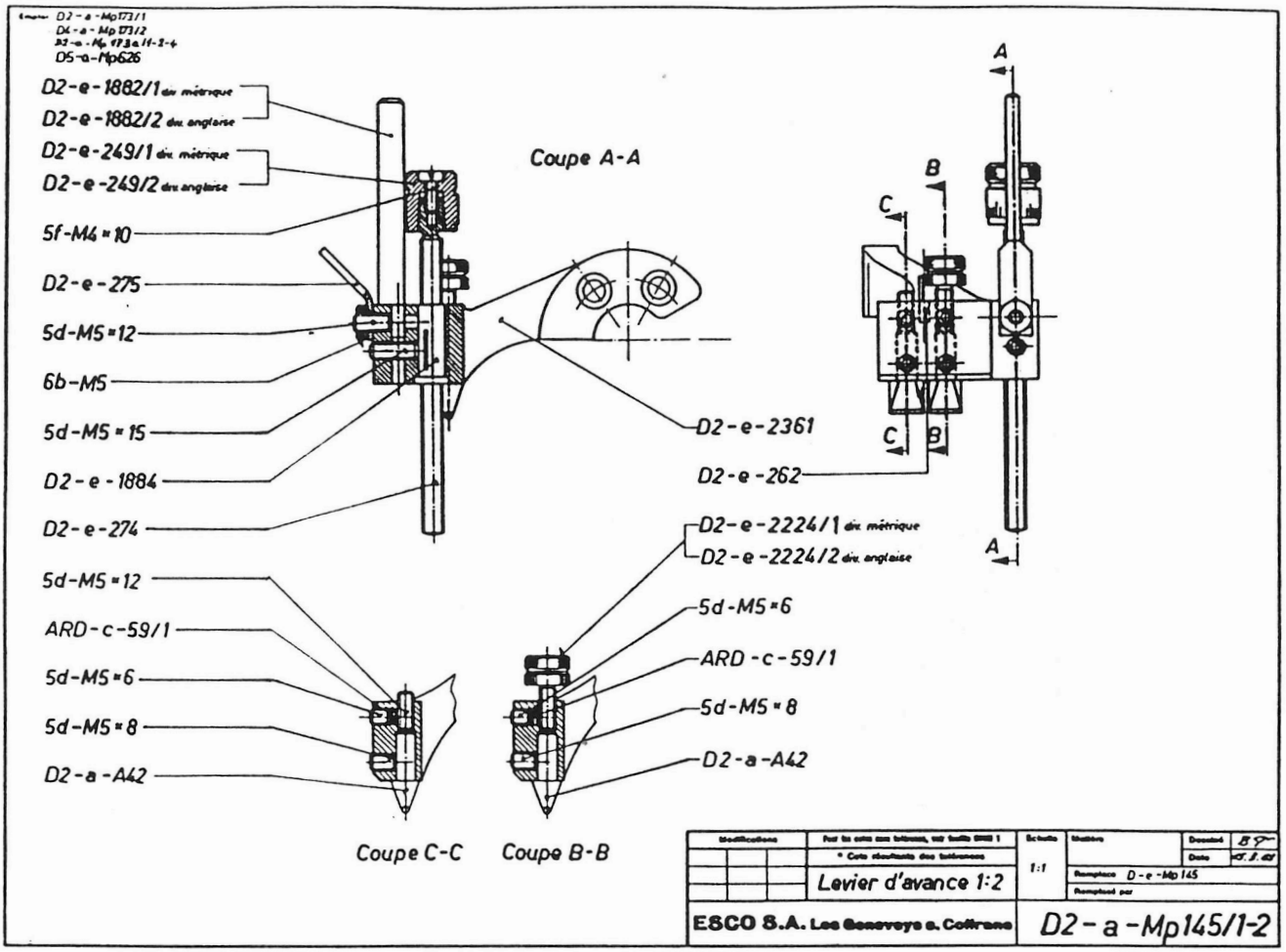
D2-a-Mp173/1
D2-a-Mp173/2
D2-a-Mp173a/1-2-4
D5-a-Mp626
D2-e-1882/1 dix métrique
D2-e-1882/2 dix anglaise
D2-e-249/1 dix métrique
D2-e-249/2 dix anglaise
5f-M4×10
D2-e-275
5d-M5×12
6b-M5
5d-M5×15
D2-e-1884
D2-e-274
5d-M5×12
ARD-c-59/1
5d-M5×6
5d-M5×8
D2-a-A42
Coupe A-A
D2-e-2361
D2-e-262
D2-e-2224/1 dix métrique
D2-e-2224/2 dix anglaise
5d-M5×6
ARD-c-59/1
5d-M5×8
D2-a-A42
Coupe C-C
Coupe B-B
A
B
C
Modifications
Pour les cotes non tolérances, voir feuille 0000 1
* Cote résultante des tolérances
Echelle
1:1
Matière
Dessiné
Date
Remplace D-e-Mp145
Remplacé par
Levier d'avance 1:2
ESCO S.A. Les Geneveys s. Coffrane
D2-a-Mp145/1-2

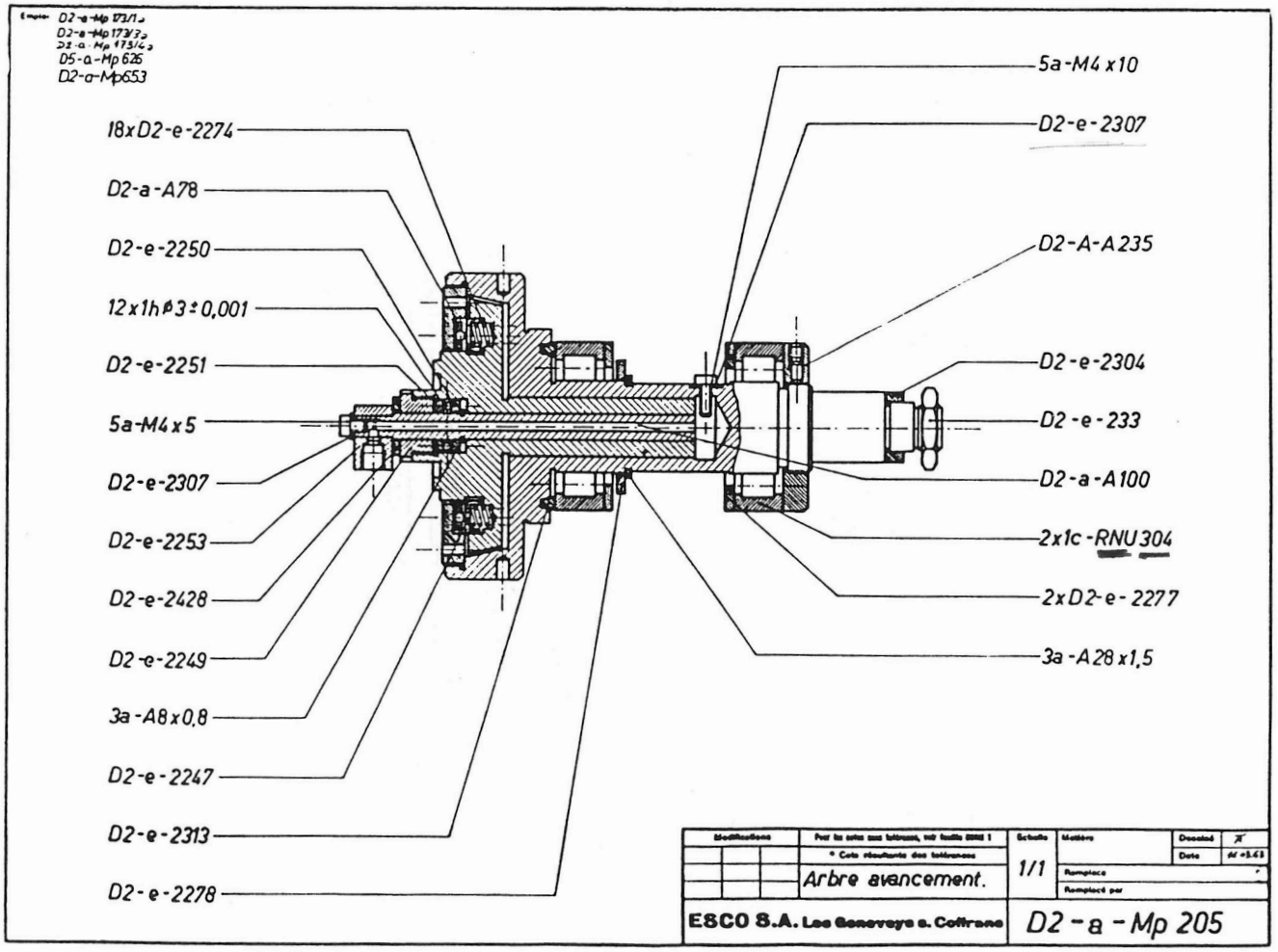
D2-a-Mp173/1
D2-a-Mp173/2
D2-a-Mp173/4
D5-a-Mp626
D2-a-Mp653
18xD2-e-2274
D2-a-A78
D2-e-2250
12x1h⌀3±0,001
D2-e-2251
5a-M4x5
D2-e-2307
D2-e-2253
D2-e-2428
D2-e-2249
3a-A8x0,8
D2-e-2247
D2-e-2313
D2-e-2278
5a-M4x10
D2-e-2307
D2-A-A235
D2-e-2304
D2-e-233
D2-a-A100
2x1c-RNU304
2xD2-e-2277
3a-A28x1,5
Modifications
Pour les cotes non tolérances, voir feuille 0000 1
* Cote résultante des tolérances
Echelle
1/1
Matière
Dessiné
Date
Remplace
Remplacé par
Arbre avancement.
ESCO S.A. Les Geneveys s. Coffrane
D2-a-Mp 205

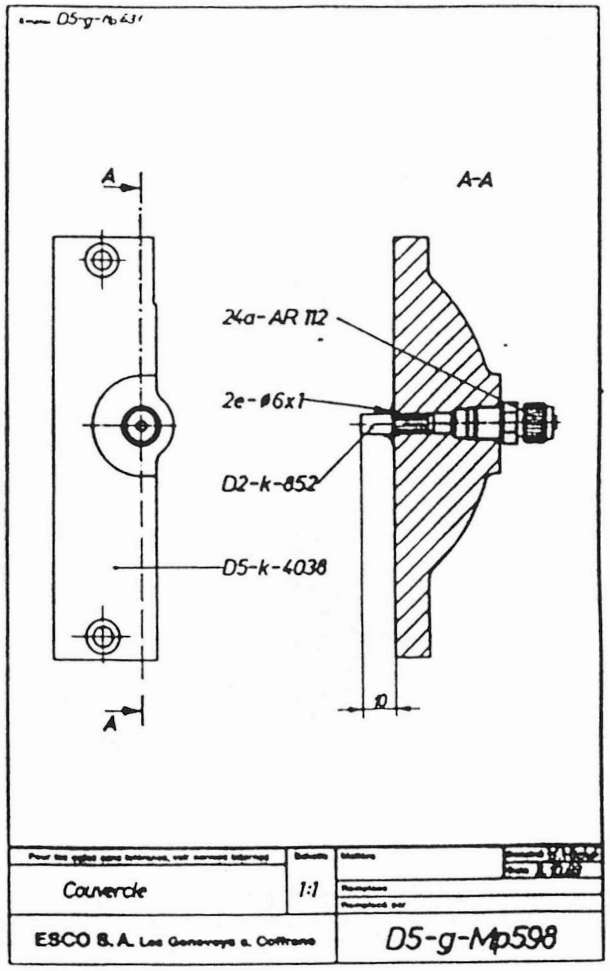
D5-g-Mp431
A
A-A
24a-AR 112
2e-ø6x1
D2-k-852
D5-k-4038
10
A
Couvercle
1:1
ESCO S.A. Les Geneveys s. Coffrane
D5-g-Mp598

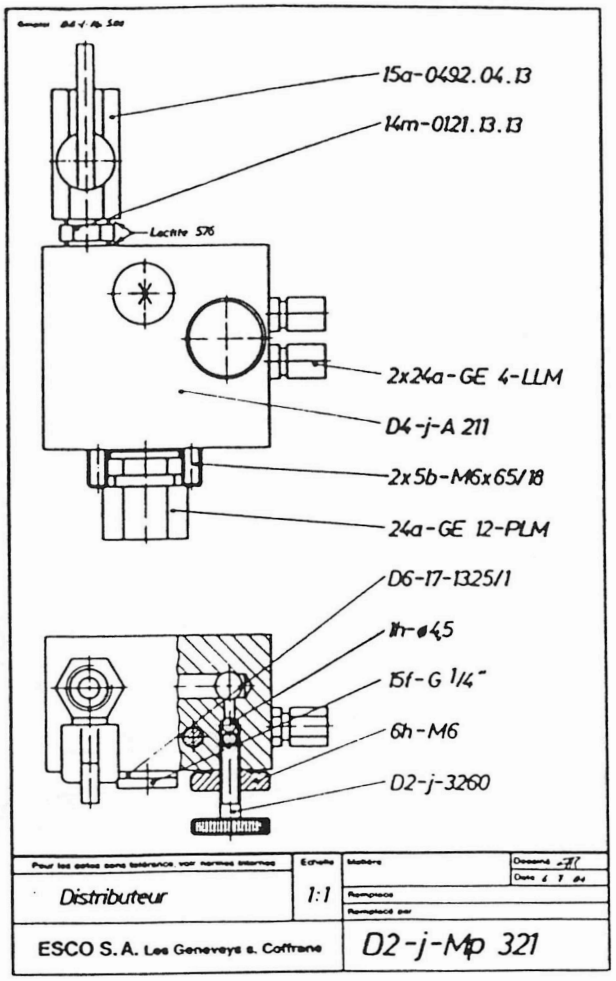
15a-0492.04.13
14m-0121.13.13
Loctite 576
2x24a-GE 4-LLM
D4-j-A 211
2x5b-M6x65/18
24a-GE 12-PLM
D6-17-1325/1
11n-ø4,5
15f-G 1/4"
6h-M6
D2-j-3260
Distributeur
1:1
ESCO S.A. Les Geneveys s. Coffrane
D2-j-Mp 321

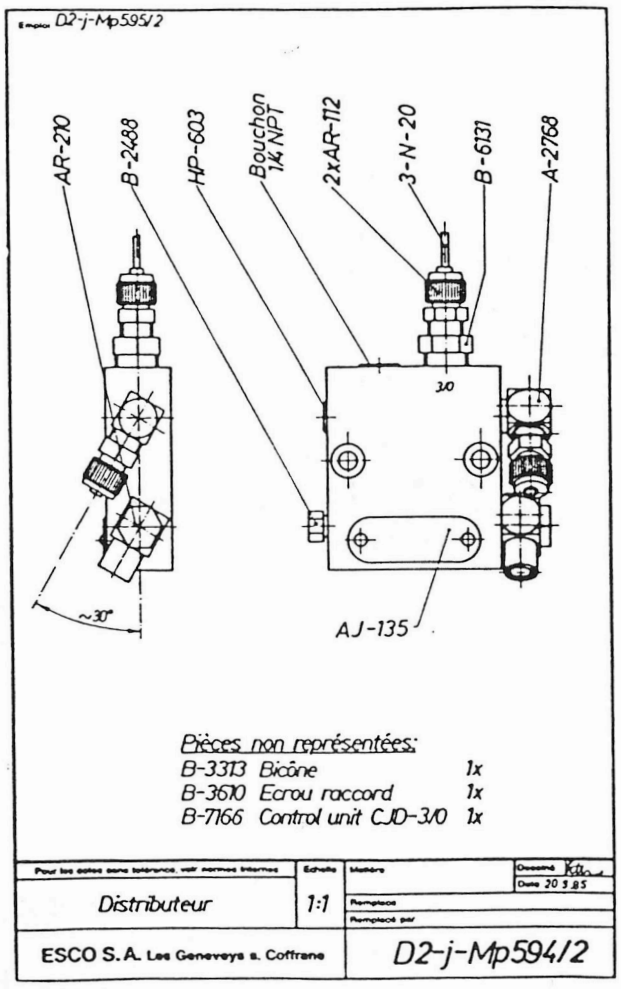
D2-j-Mp595/2
AR-270
B-2488
HP-603
Bouchon 1/4 NPT
2xAR-112
3-N-20
B-6131
A-2768
30
~30°
AJ-135
Pièces non représentées:
B-3313 Bicône 1x
B-3610 Ecrou raccord 1x
B-7166 Control unit CJD-3/0 1x
Distributeur
1:1
ESCO S.A. Les Geneveys s. Coffrane
D2-j-Mp594/2

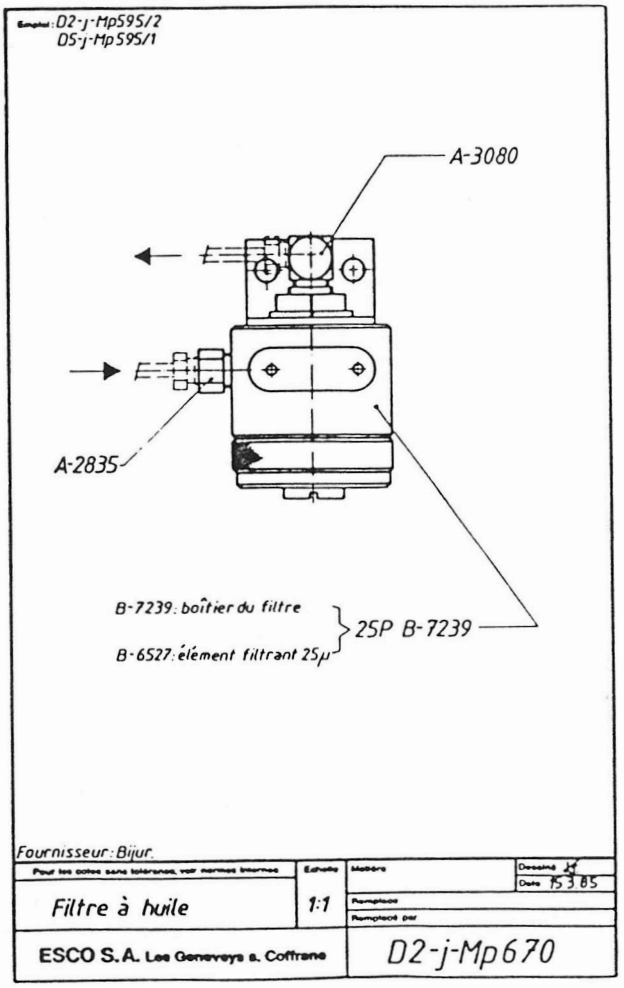
D2-j-Mp595/2
D5-j-Mp595/1
A-3080
A-2835
B-7239: boîtier du filtre
B-6527: élément filtrant 25μ
2SP B-7239
Fournisseur: Bijur.
Filtre à huile
1:1
ESCO S.A. Les Geneveys s. Coffrane
D2-j-Mp670

Remplace: D2-k-Mp 190/1 ÷ 16
D2-D6-k-Mp 190a/1÷15
D2-D4-k-Mp 190b/1-16
D5-a-Mp 626

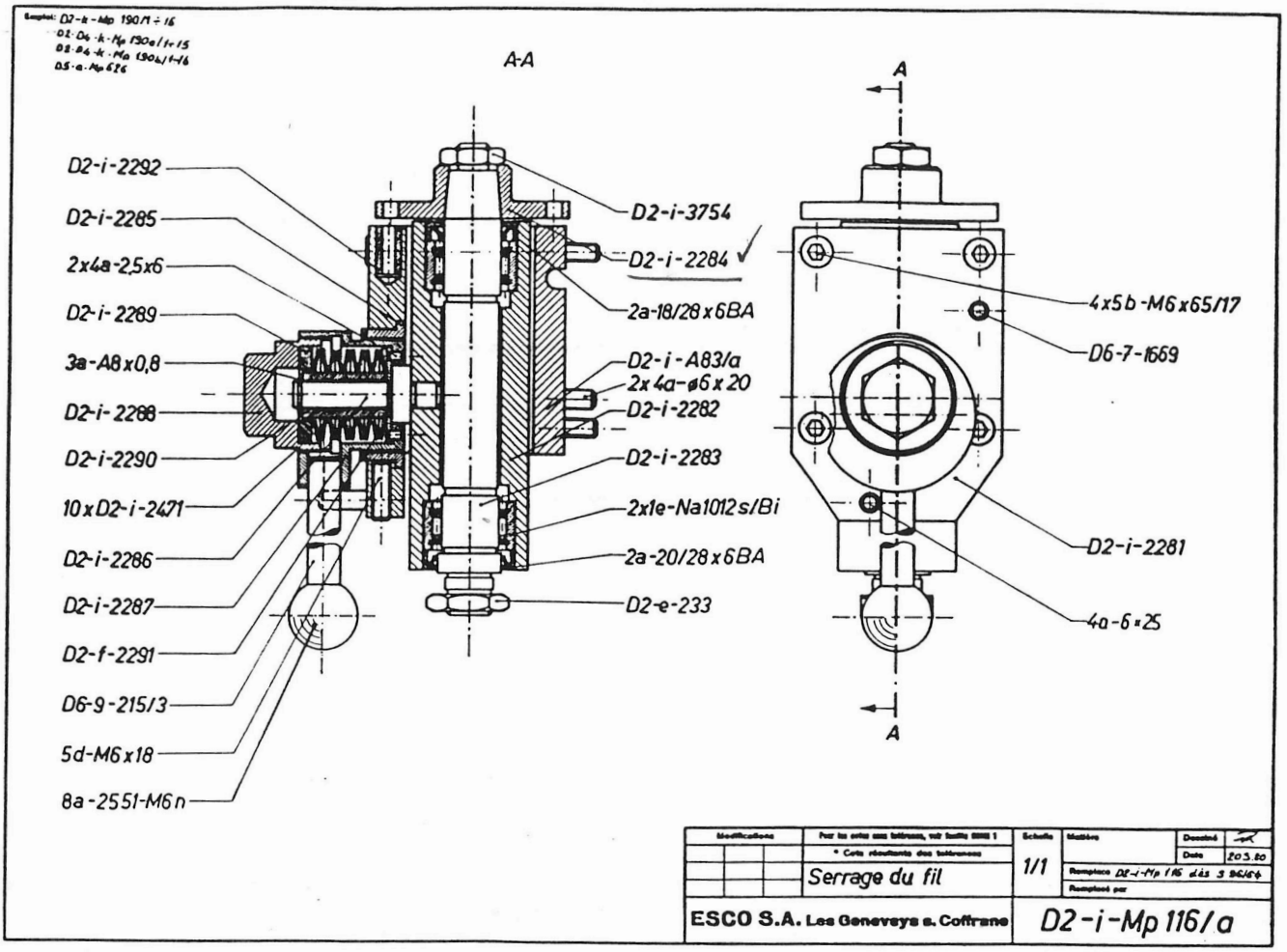

Modifications	Pour les cotes sans tolérances, voir feuille 00001 1 * Cette résultante des tolérances	Echelle	Matière	Dessiné	
	Serrage du fil	1/1		Date	20.5.80
			Remplace D2-i-Mp 116 dès S 96/64		
			Remplacé par		
ESCO S.A. Les Geneveys s. Coffrane			D2-i-Mp 116/a		

Emploi: D2-j-Mp 185/1 D6-17-Mp 677
D4-j-Mp 185/2
D6-17-Mp 144
D2-j-Mp 298
D5-j-Mp 587

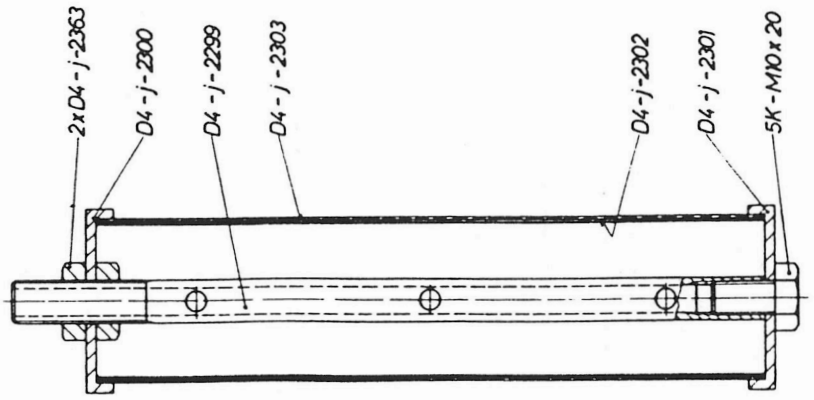

Pour les cotes sans tolérances, voir normes internes	Echelle	Matière	Dessiné
Filtre à huile	1:1		Date 11.3.58
		Remplace	
		Remplacé par	
ESCO S.A. Les Geneveys s. Coffrane		D4-j-Mp 109	

Emploi:
D2-j-Mp 298
D5-j-Mp 587

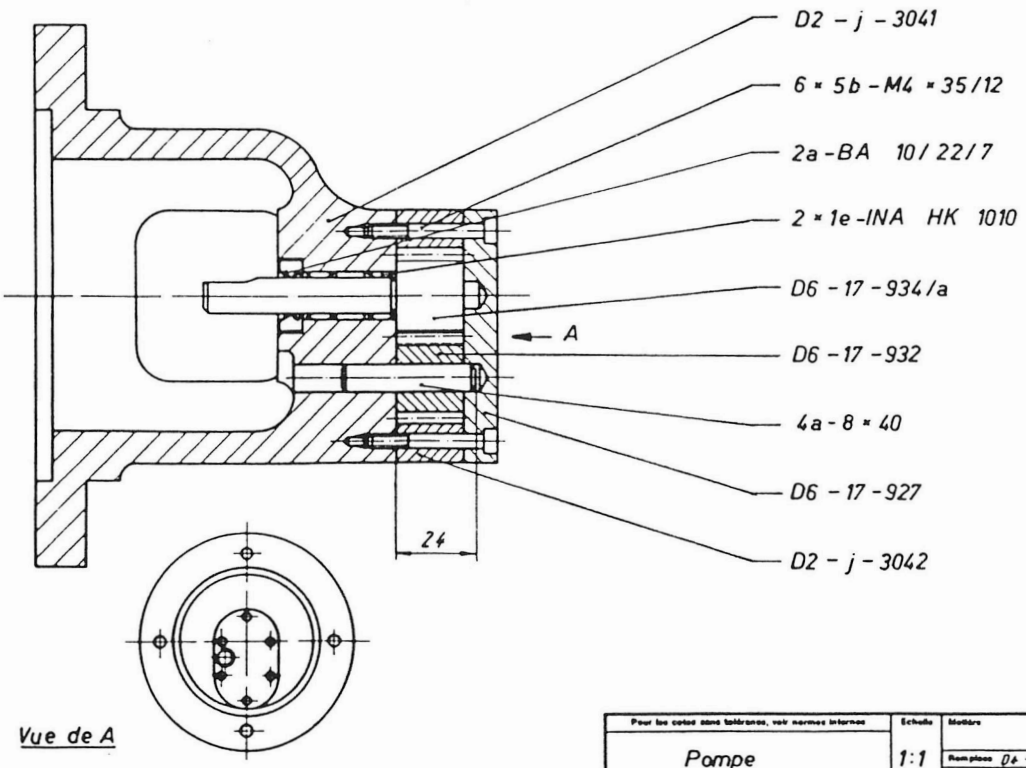

Pour les cotes sans tolérances, voir normes internes	Echelle	Matière	Dessiné
Pompe	1:1		Date 22.5.67
		Remplace D6-j-Mp87 des S 22154	
		Remplacé par	
ESCO S.A. Les Geneveys s. Coffrane		D2-j-Mp 297	

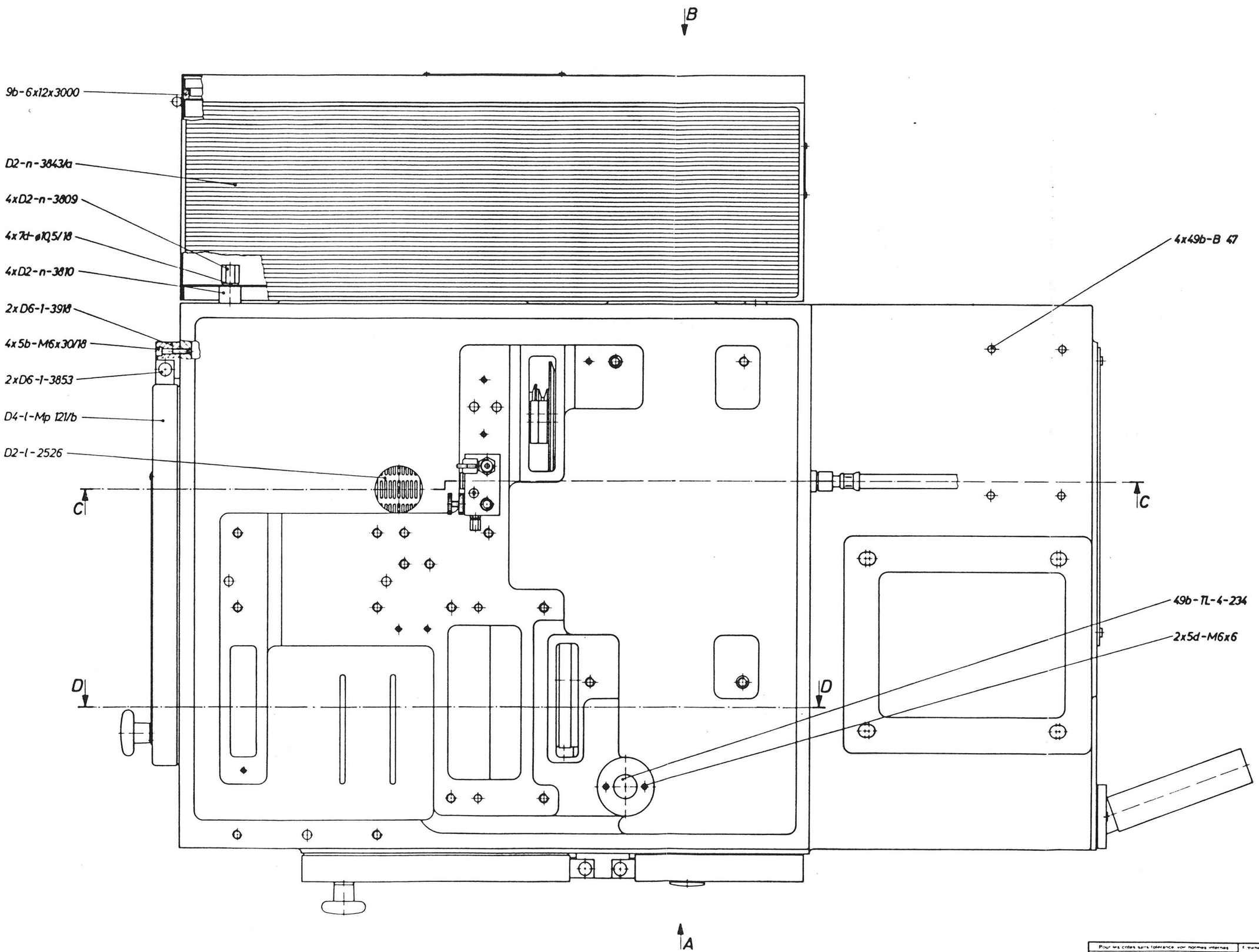

feuille 1-

Pour les côtes sans tolérance voir normes internes	Echelle	Matière
Sode	1:2	Remplace D6-l-Mp 106b/126 date 5.10.1
ESCO S.A. Les Geneveys s. Coffrane		D2-l-Mp 106/c

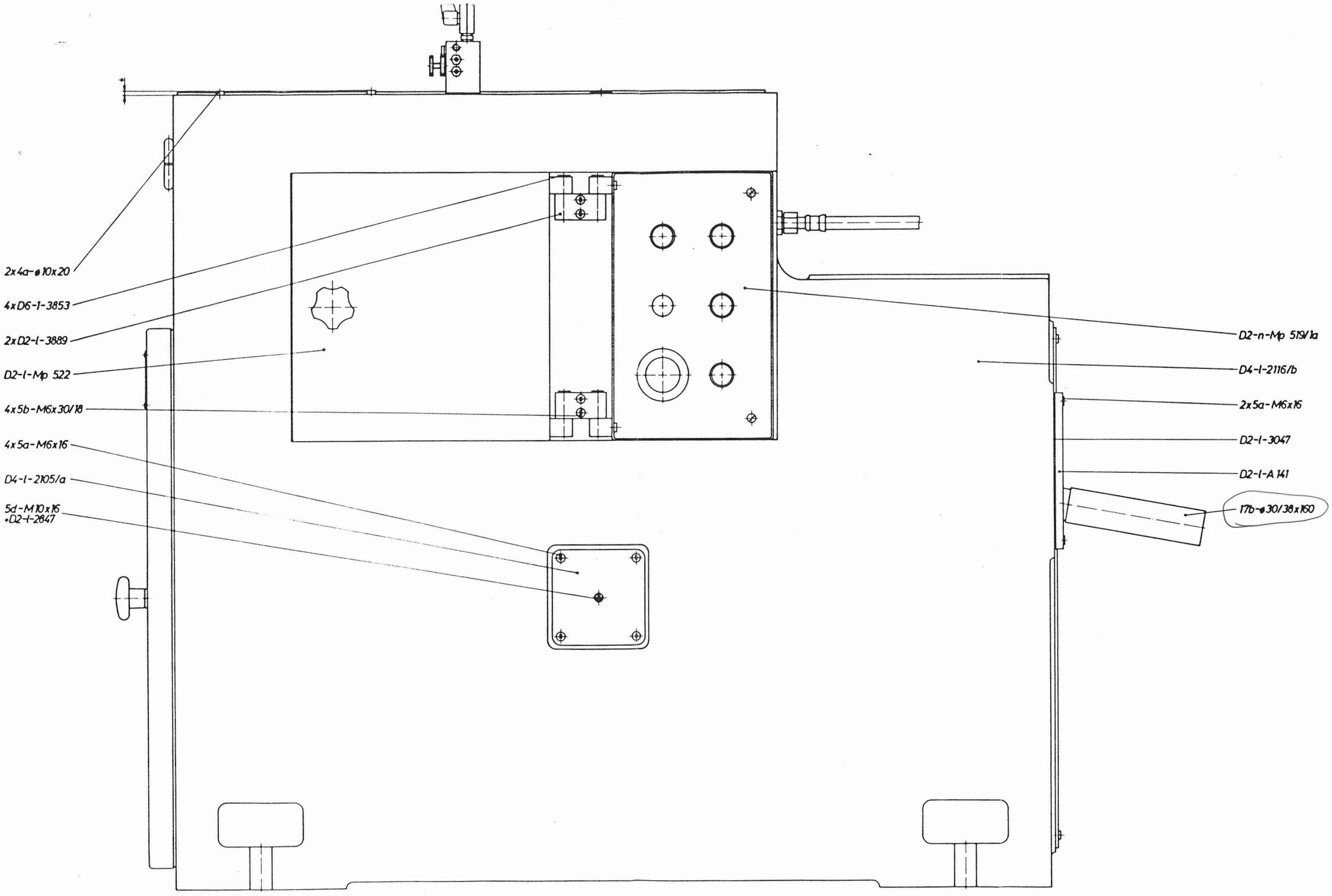

A-A

feuille 2-

Socle	1:2	4 7 86
ESCO S.A. Les Geneveys s. Coffrane		D2-1-Mp 1061/c

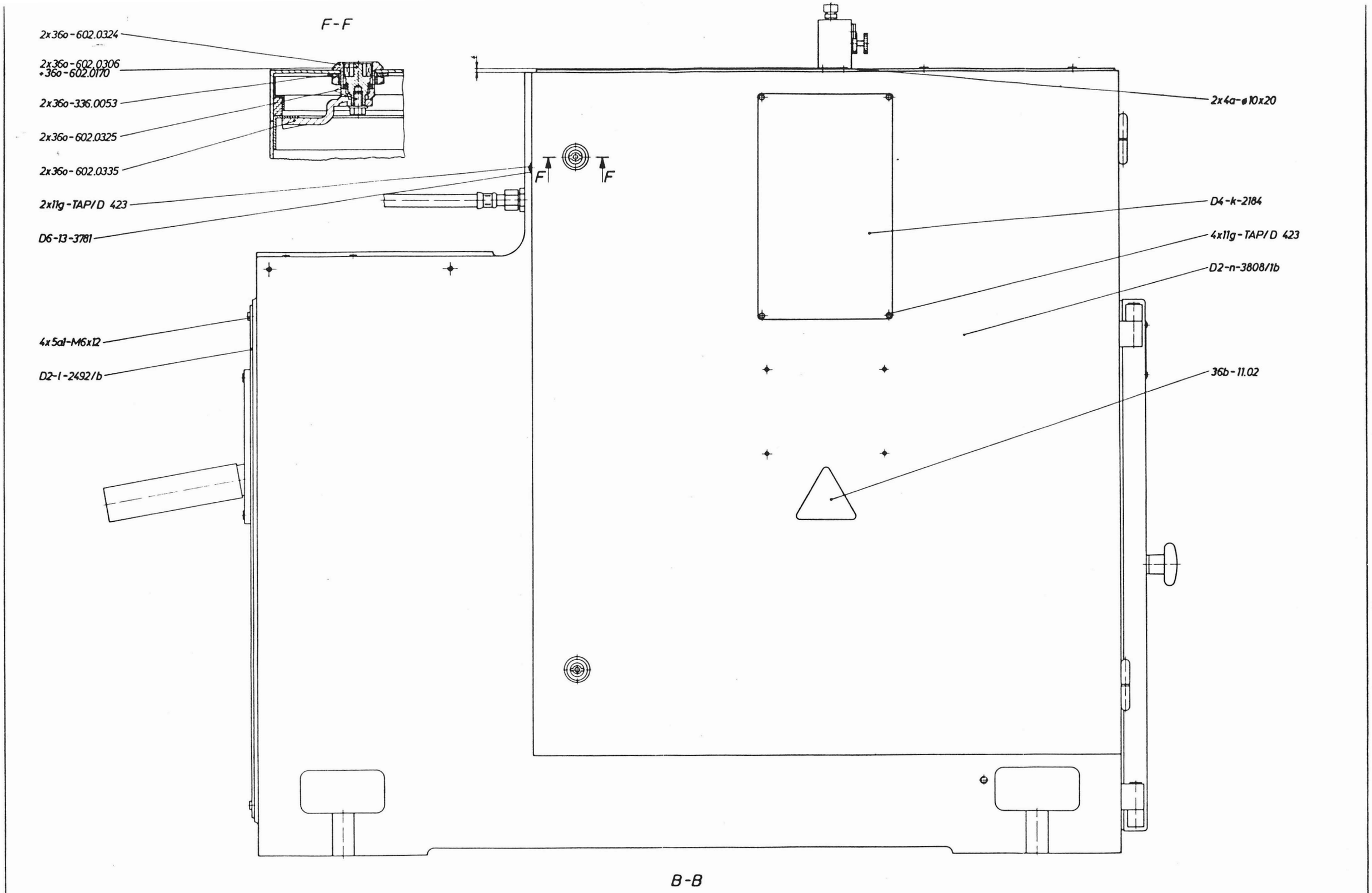

feuille 3-

Pour les côtes sans tolérance voir normes internes	Echelle	Matière
Socle	1:2	Nomenclature D6-I-Mp 106b/1&6 pos. 5101
ESCO S.A. Les Geneveys s. Coffrane		D2-I-Mp 106/c

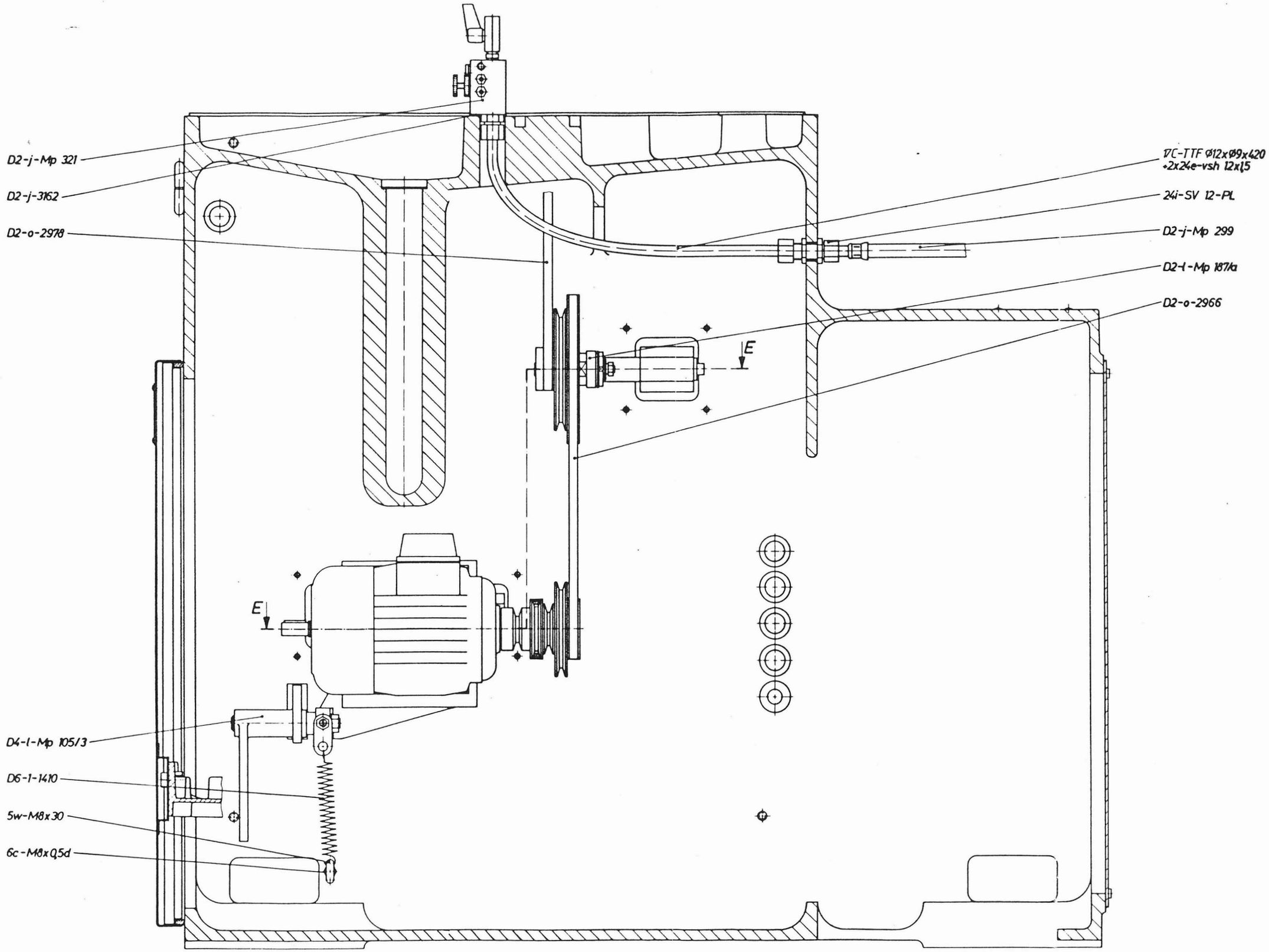

C-C

feuille 4-

Pour les côtes sans tolérance voir normes internes	Echelle	Matière	Dessiné CR 4.7.84
Socle	1:2	Remplace D6-1-Mp 1044/1/66 réf. S101	
ESCO S.A. Les Geneveys s. Coffrane			D2-1-Mp 106/c

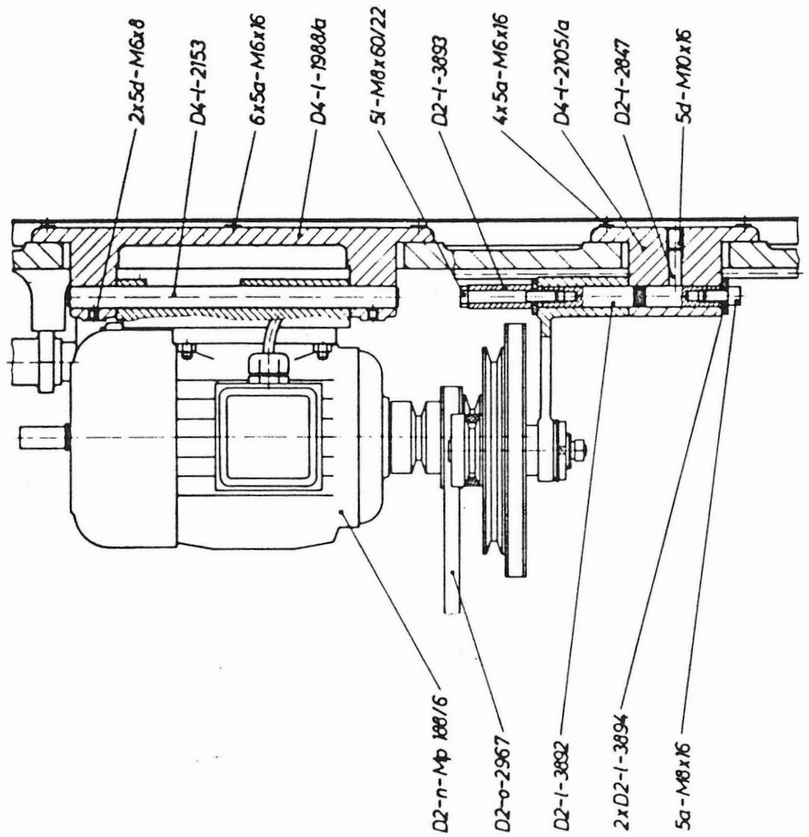

E-E

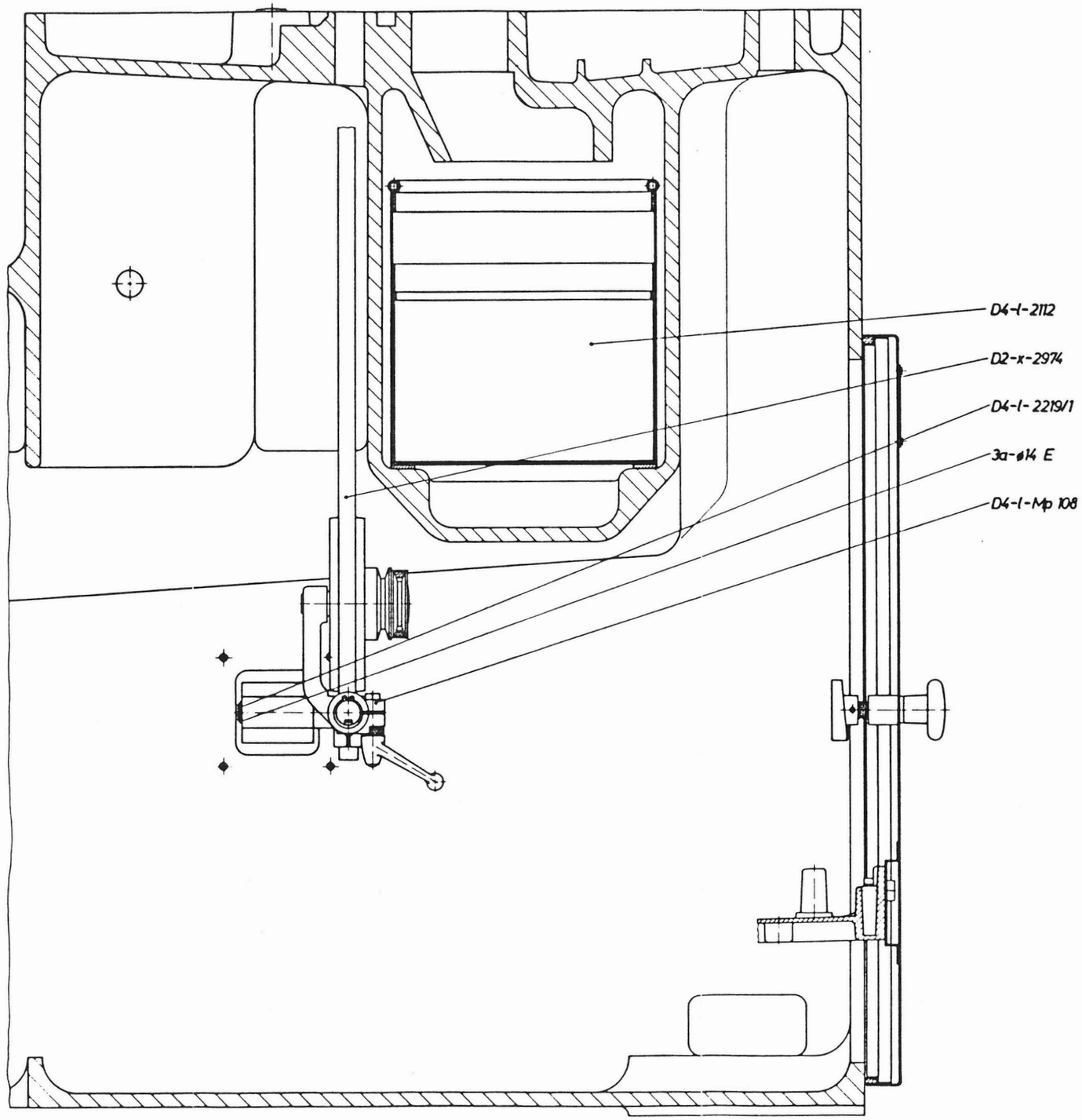

D-D

feuille 5

Pour les côtes sans tolérance voir normes internes	Echelle	Matière	Date 4.7.84
Socle	1:2	Remplace D2-1-Mp 106b/1b6 dès 5101	
ESCO S. A. Les Geneveys s. Coffrane			D2-1-Mp 106/c

Emploi D2-l-Mp106A
D5-l-Mp599

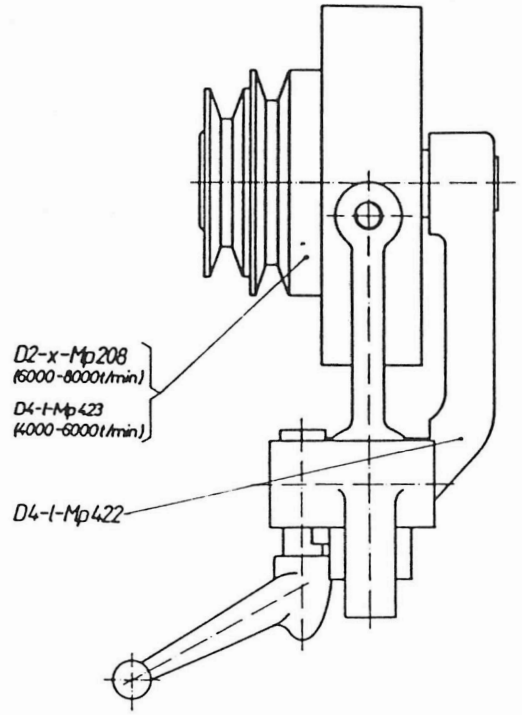

Pour les cotes sans tolérance, voir normes internes	Echelle	Matière	Dessiné K. Michel
Renvoi mandrin	1:1	Remplace	Date 4 7 76
		Remplacé par	
ESCO S.A. Les Geneveys s. Coffrane		D4-l-Mp108	

Emploi D4-l-Mp 108

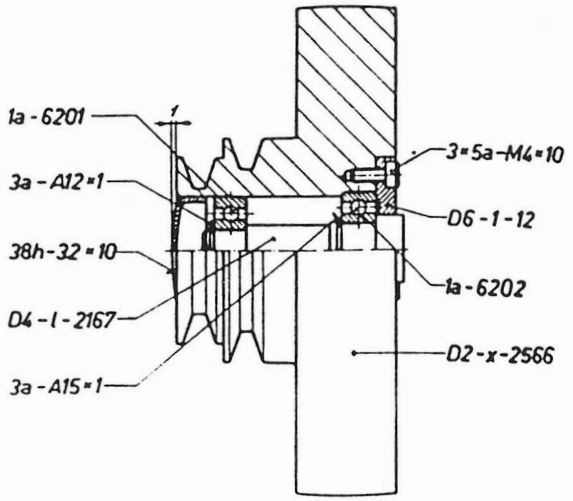

Modifications	Pour les cotes sans tolérances, voir feuille 1	Echelle	Matière	Dessiné
	* Cotes résultantes des tolérances	1:1		Date
	Poulie (6000 t/mn) (8000 t/mn.)		Remplace	
			Remplacé par	
ESCO S.A. Les Geneveys s. Coffrane			D2 - x - Mp 208	

Emploi D2-l-Mp 106 b/1 à 6
D2-l-Mp 106 a 1+6
D5-l-Mp 599

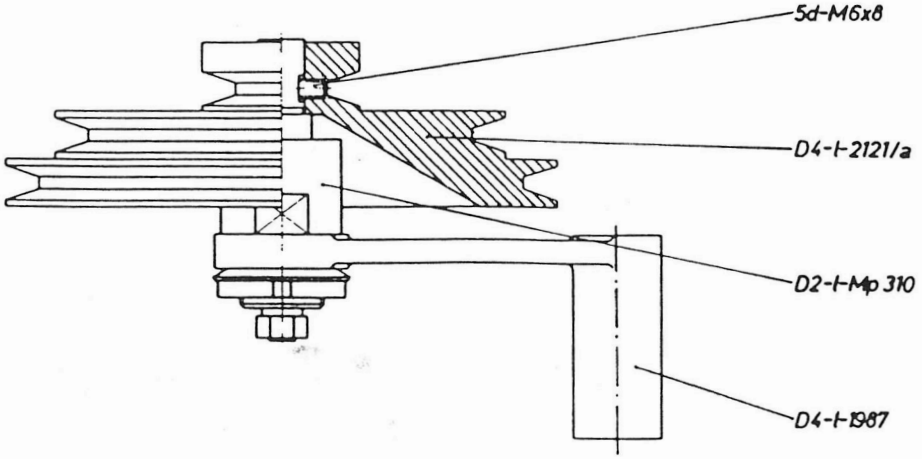

Pour les cotes sans tolérances, voir normes internes	Echelle	Matière	Dessiné
Renvoi boite à vitesses	1:1		Date 9 12 80
		Remplace D2-l-Mp 187 dès 5 96/96	
		Remplacé par	
ESCO S.A. Les Geneveys s. Coffrane		D2-l-Mp187/a	

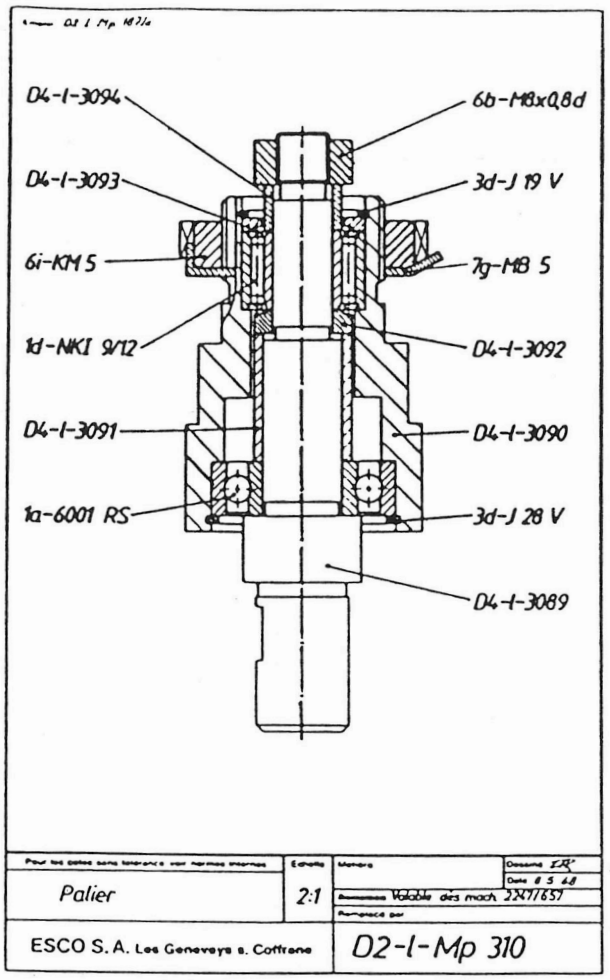
D4-1-3094
6b-M8x0,8d
D4-1-3093
3d-J 19 V
6i-KM 5
7g-M8 5
1d-NKI 9/12
D4-1-3092
D4-1-3091
D4-1-3090
1a-6001 RS
3d-J 28 V
D4-1-3089
Pour les cotes sans tolérance, voir normes internes
Echelle
2:1
Matière
Dessiné
Date 6 5 68
Remplace Valable dès mach 2247/657
Remplacé par
Palier
ESCO S.A. Les Geneveys s. Coffrane
D2-1-Mp 310

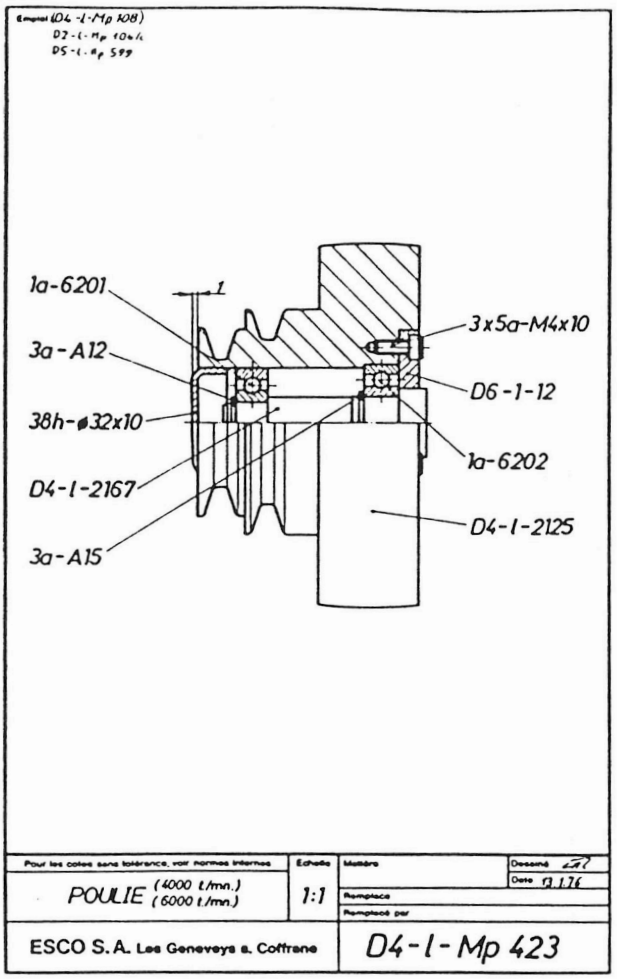
1a-6201
1
3a-A12
38h-ø32x10
D4-1-2167
3a-A15
3x5a-M4x10
D6-1-12
1a-6202
D4-1-2125
Pour les cotes sans tolérance, voir normes internes
Echelle
1:1
Matière
Dessiné
Date 13.1.76
Remplace
Remplacé par
POULIE (4000 t/mn.) (6000 t/mn.)
ESCO S.A. Les Geneveys s. Coffrane
D4-1-Mp 423

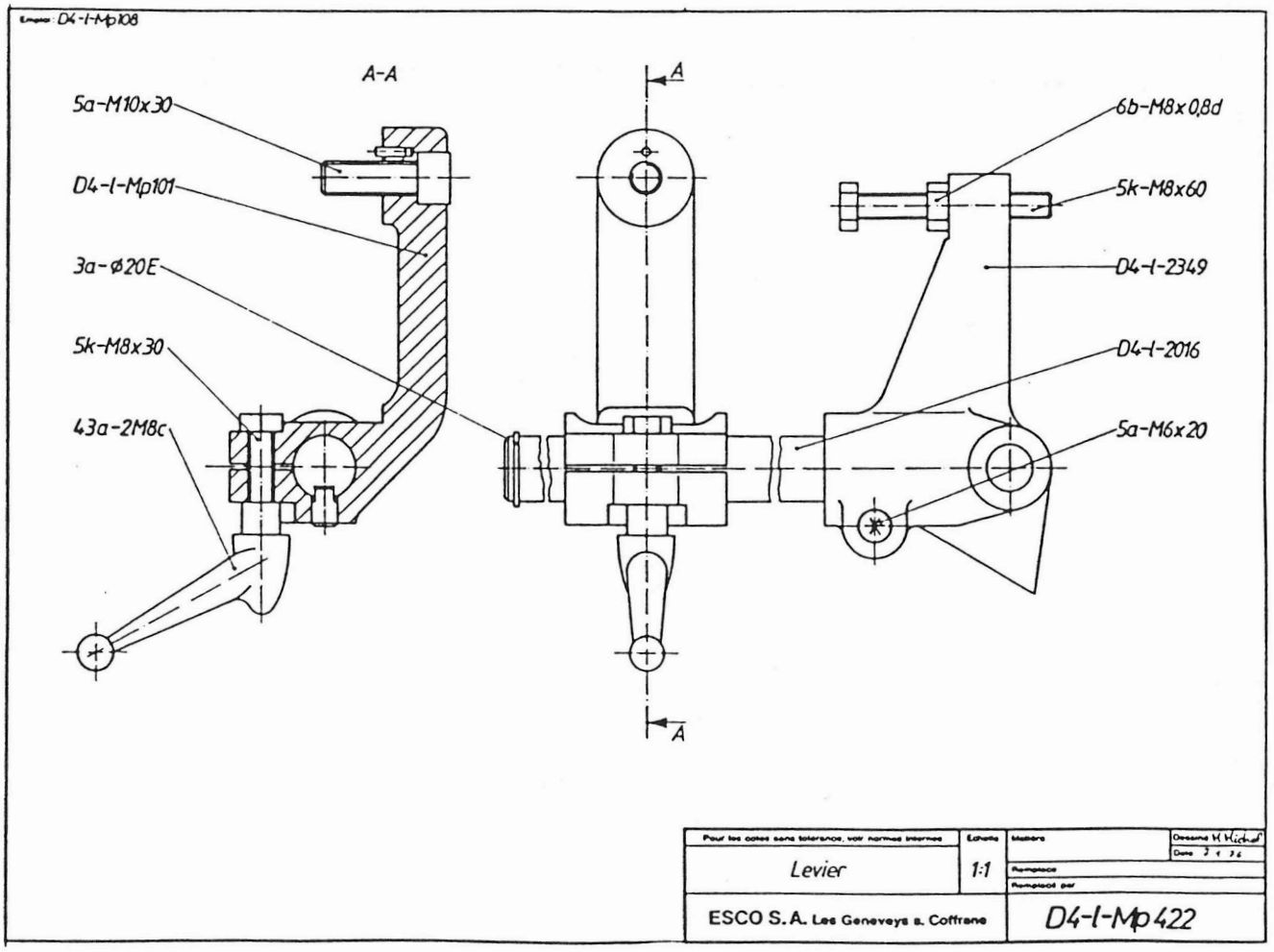
A-A
A
5a-M10x30
D4-1-Mp101
3a-ø20E
5k-M8x30
43a-2M8c
6b-M8x0,8d
5k-M8x60
D4-1-2349
D4-1-2016
5a-M6x20
A
Pour les cotes sans tolérance, voir normes internes
Echelle
1:1
Matière
Dessiné
Date
Remplace
Remplacé par
Levier
ESCO S.A. Les Geneveys s. Coffrane
D4-1-Mp 422

Emploi D5-1-Mp 599

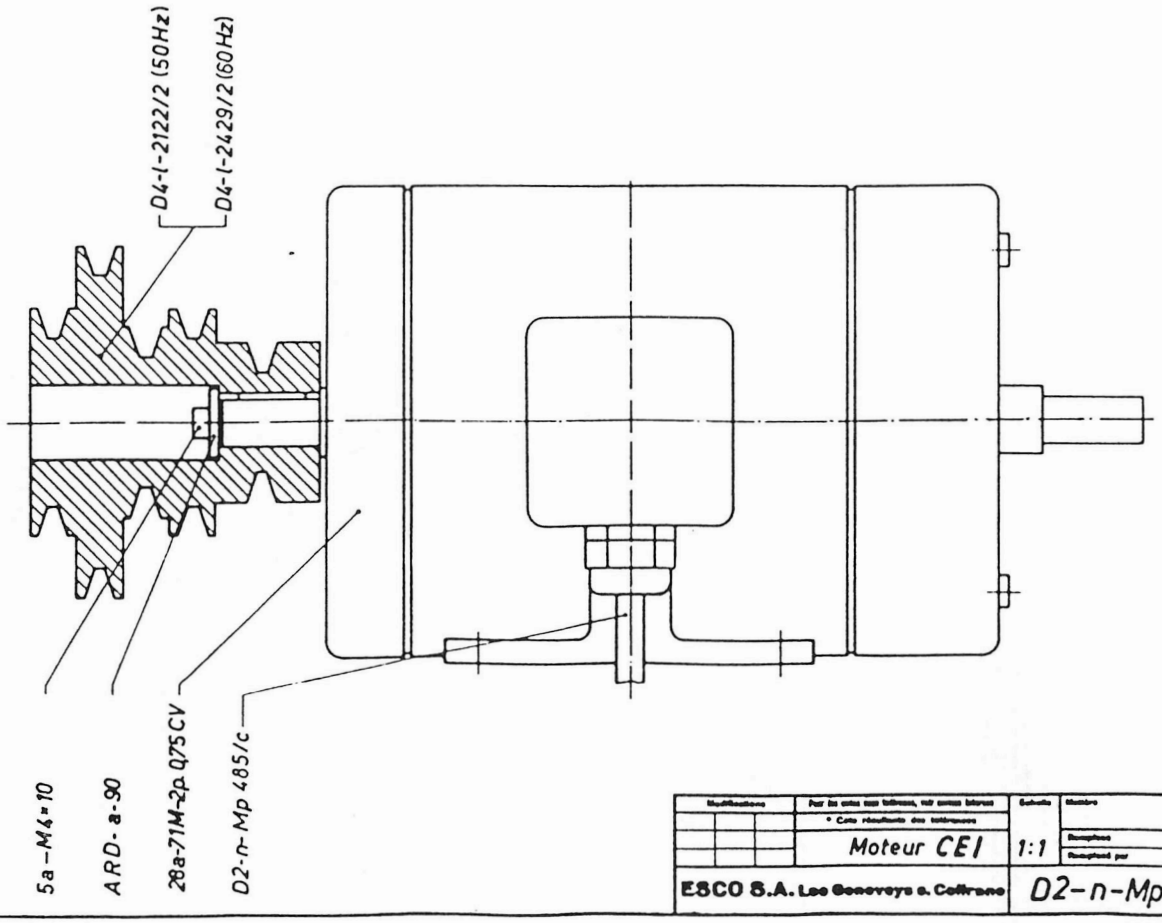

Modifications	Pour les cotes sans tolérances, voir normes internes * Cote réajustée des tolérances	Echelle	Matière	Dessiné	
	Moteur CEI	1:1		Date	18.8.83
			Remplace		
			Remplacé par		
ESCO S.A. Les Genevreys s. Coffrane			D2-n-Mp 188/6		

Emploi
D2-a-Mp 173/1a-3a-4a

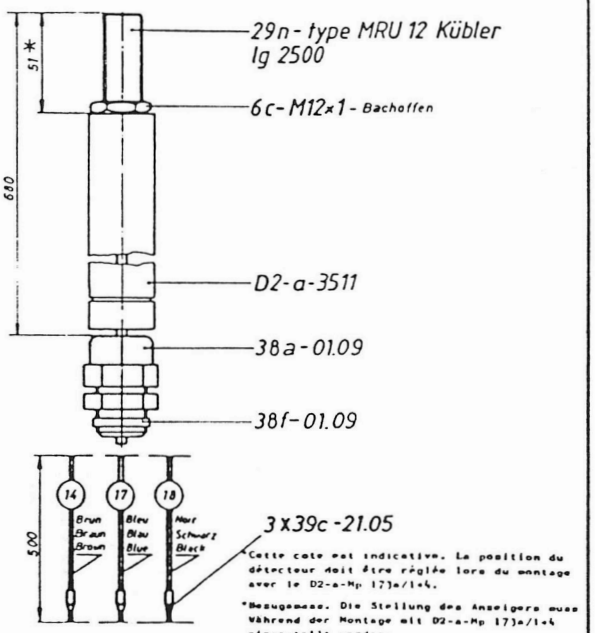

*Cette cote est indicative. La position du détecteur doit être réglée lors du montage avec le D2-a-Mp 173a/1+4.

*Bezugsmass. Die Stellung des Anzeigers muss während der Montage mit D2-a-Mp 173a/1+4 eingestellt werden.

*Reference dimension only. Position of detecter must be set at assembly with D2-a-Mp 173a/1+4.

Pour les cotes sans tolérances, voir normes internes	Echelle	Matière	Dessiné Sg
Détecteur S3			Date 4.10.83
		Remplace D2-a-Mp 512 et 513 dès S101	
		Remplacé par	
ESCO S.A. Les Genevreys s. Coffrane		D2-n-Mp 512/a	

Emploi D2-G-M117-1A
D2-G-M117-4

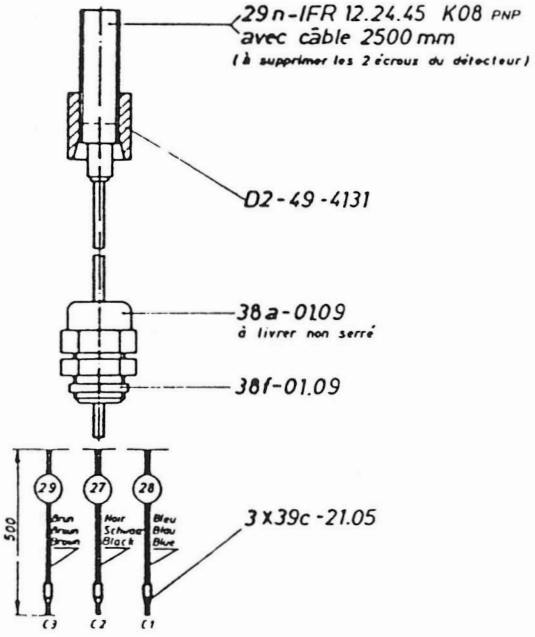

Dès S101/2

Pour les cotes sans tolérances, voir normes internes	Echelle	Matière	Dessiné Sg
Détecteur B1			Date 12.4.85
Contrôle de rotation du mandrin		Remplace	
		Remplacé par	
ESCO S.A. Les Genevreys s. Coffrane		D2-N-M671	

Emploi
D2-1-Mp 106/c

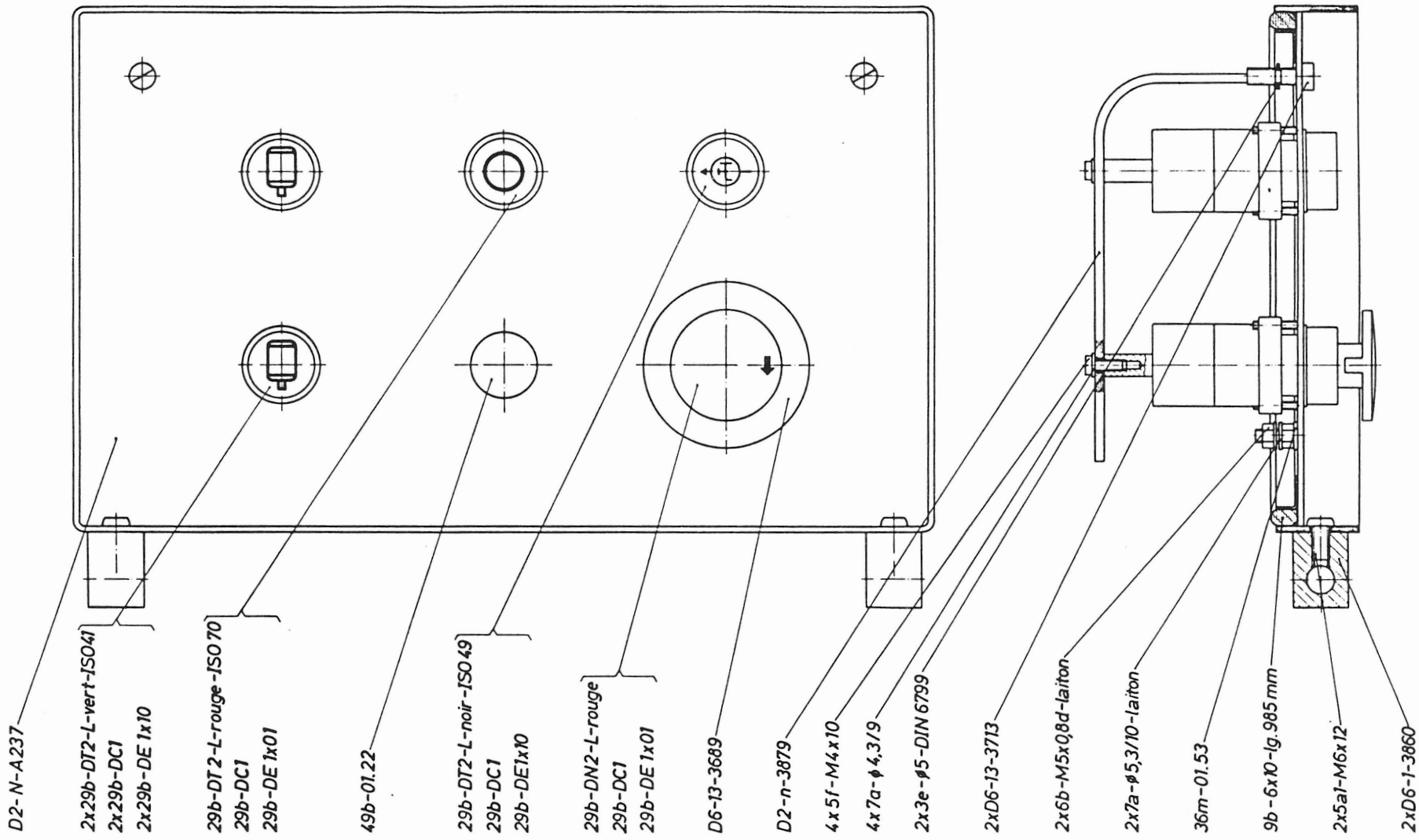

Pièces non représentées
Nicht dargestellte Teile
Not presented pieces
3xD2-n-Mp 490/b

Pour les cotes sans tolérance, voir normes internes	Echelle	Matière	Dessiné
Tableau de commande	1:1		Date 7 10 80
		Remplace D2-n-Mp 519/1 des 3 99/24	
		Remplacé par	
ESCO S.A. Les Geneveys s. Coffrane		D2-n-Mp 519/1a	

D2-k-final

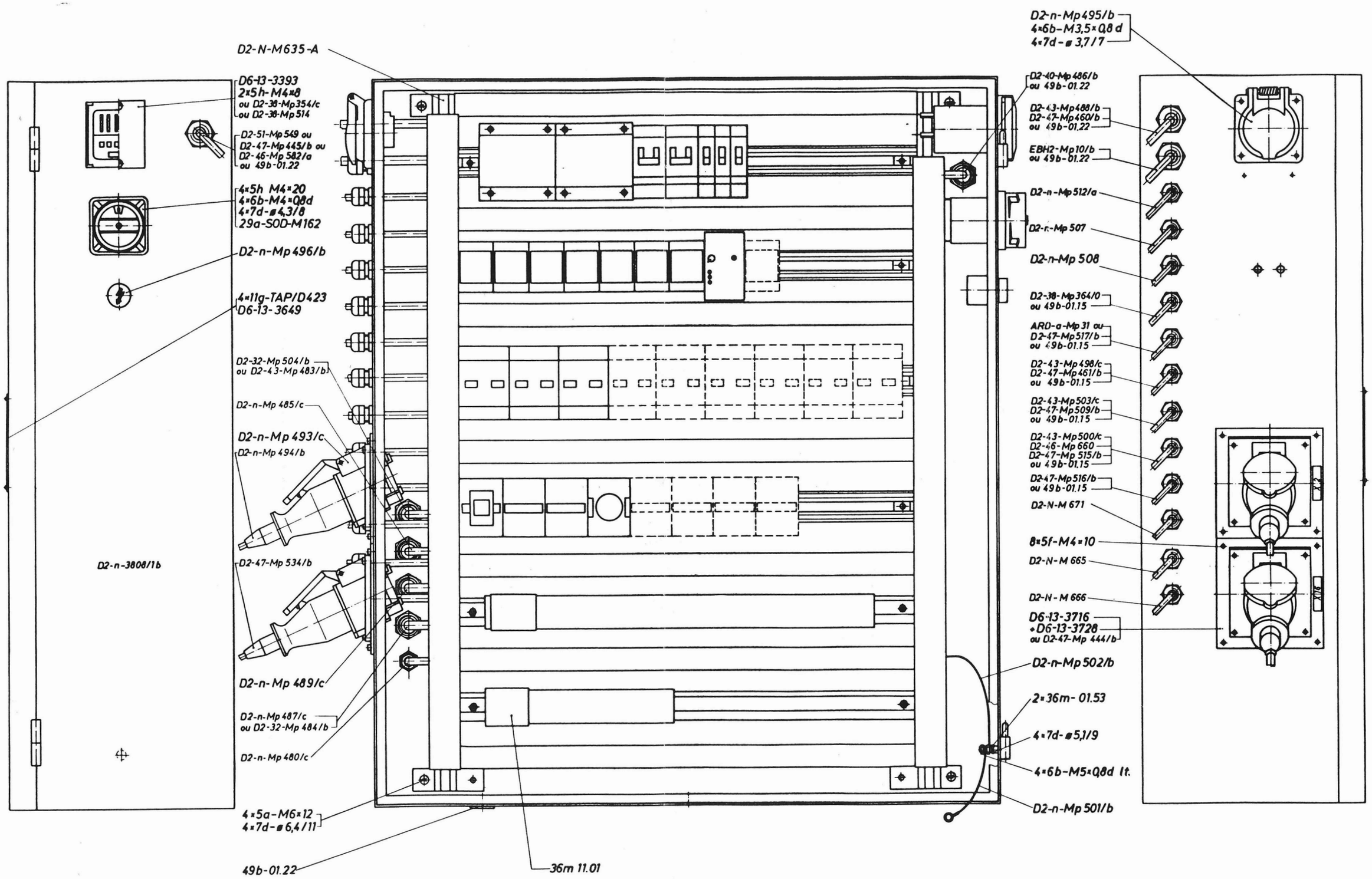

Valable dès: 5101/2

Pour les cotes sans tolérance, voir normes internes	Echelle	Matière	Dessiné Sa
Armoire électrique D2	1:2		Date 25.5.85
		Remplace D2-n-Mp 634	
		Remplacé par	
ESCO S.A. Les Geneveys s. Coffrane		D2-N-M634-A	

D2-r-Mp71

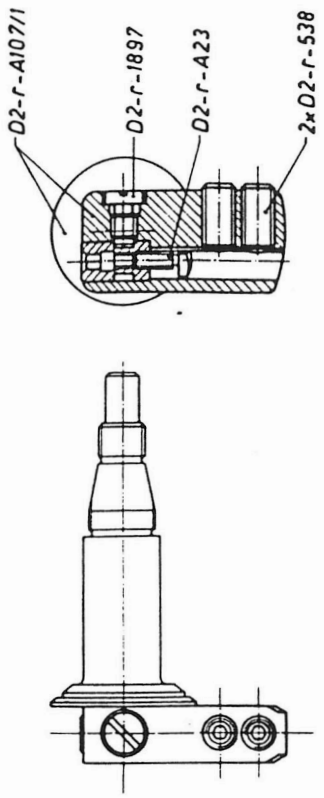

Modifications	Pour les cotes sans tolérance, voir feuille 50000 1	Echelle	Matière	Dessiné	cA
	± 0,1 ∩ ± 0,2 □ ± 0,5			Date	10-8-62
	Porte-burin 1	2:1	Remplace		
			Remplacé par		

ESCO S.A. Les Geneveys s. Coffrane — D2-r-Mp198/1

D2-r-Mp71

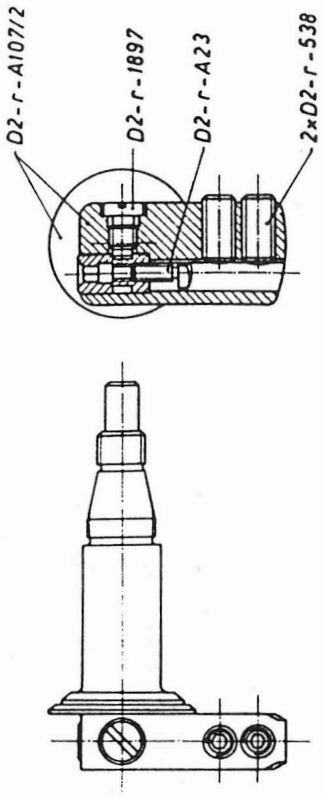

Modifications	Pour les cotes sans tolérance, voir feuille 50000 1	Echelle	Matière	Dessiné	cA
	± 0,1 ∩ ± 0,2 □ ± 0,5			Date	13-8-62
	Porte-burin 2	2:1	Remplace		
			Remplacé par		

ESCO S.A. Les Geneveys s. Coffrane — D2-r-Mp198/2

D5-K-Final

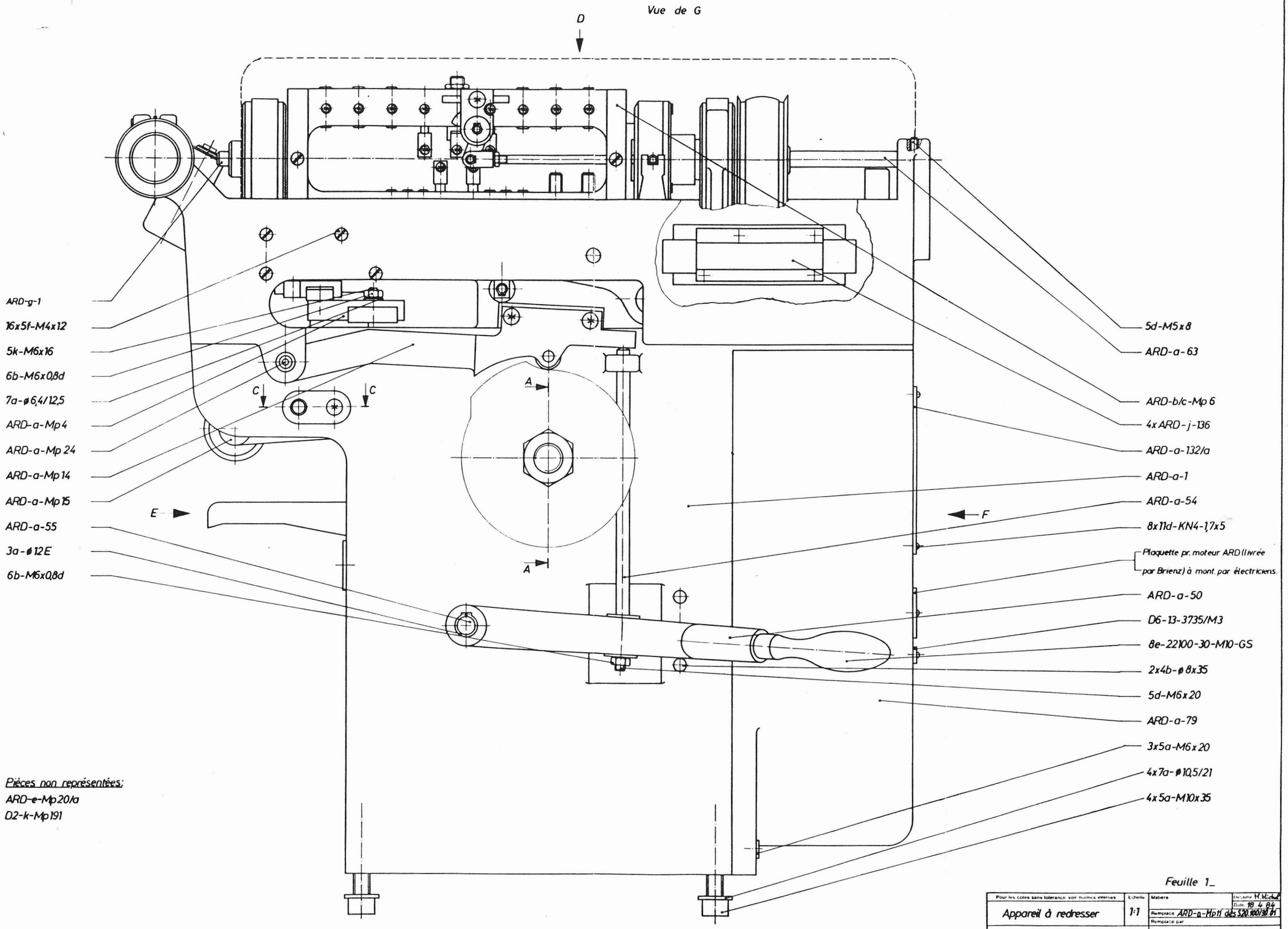

Pièces non représentées:
ARD-e-Mp 20/a
D2-k-Mp 191

Feuille 1_

Pour les côtés sans tolérance voir normes internes	Echelle	Matière	Dessiné H. Wicki Date 18 4 84
Appareil à redresser	1:1	Remplace ARD-a-Mp11 des S20.100/30.01	
		Remplacé par	
ESCO S.A. Les Geneveys s. Coffrane		ARD-a-Mp 11	

05-x 1/0,21

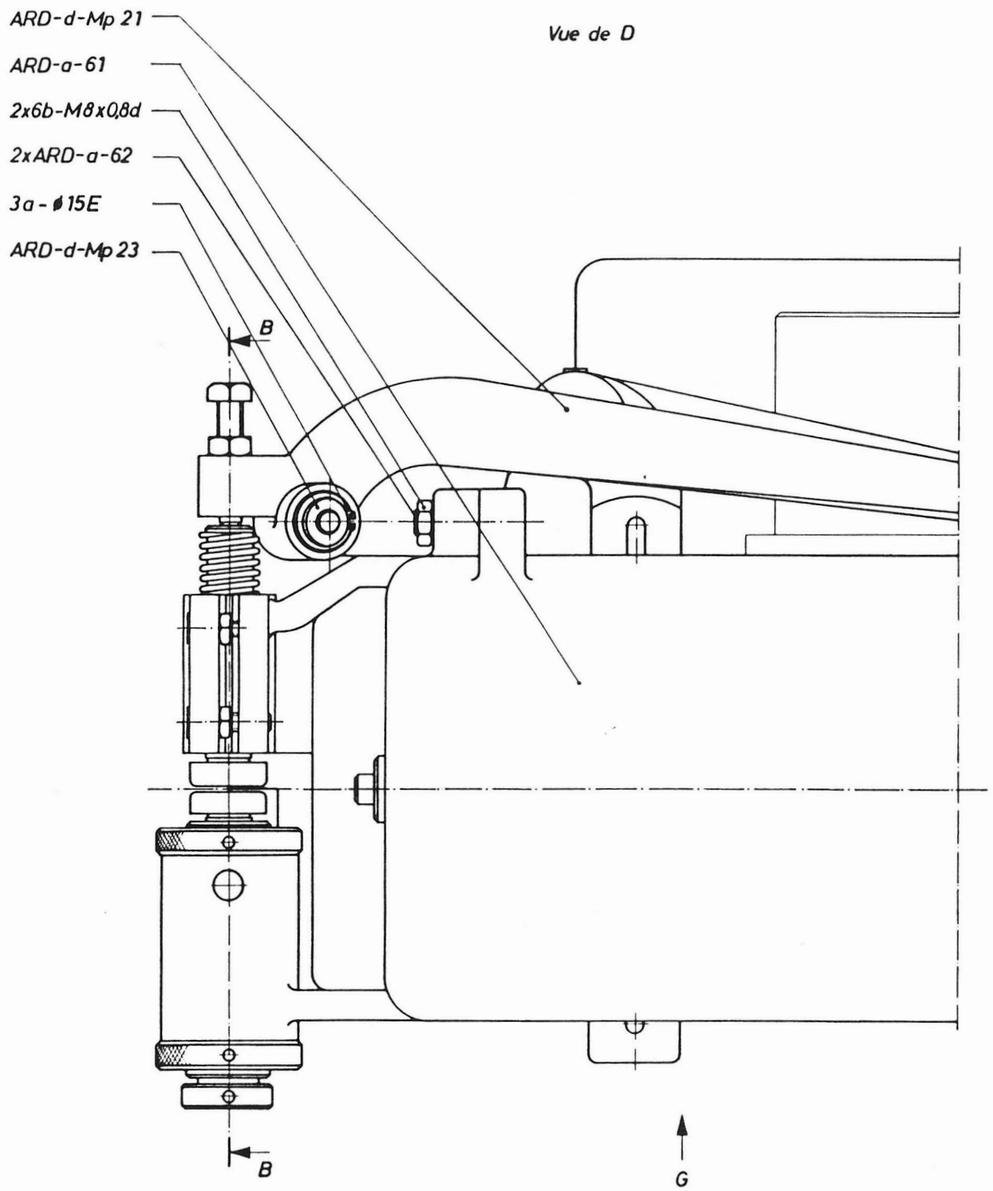

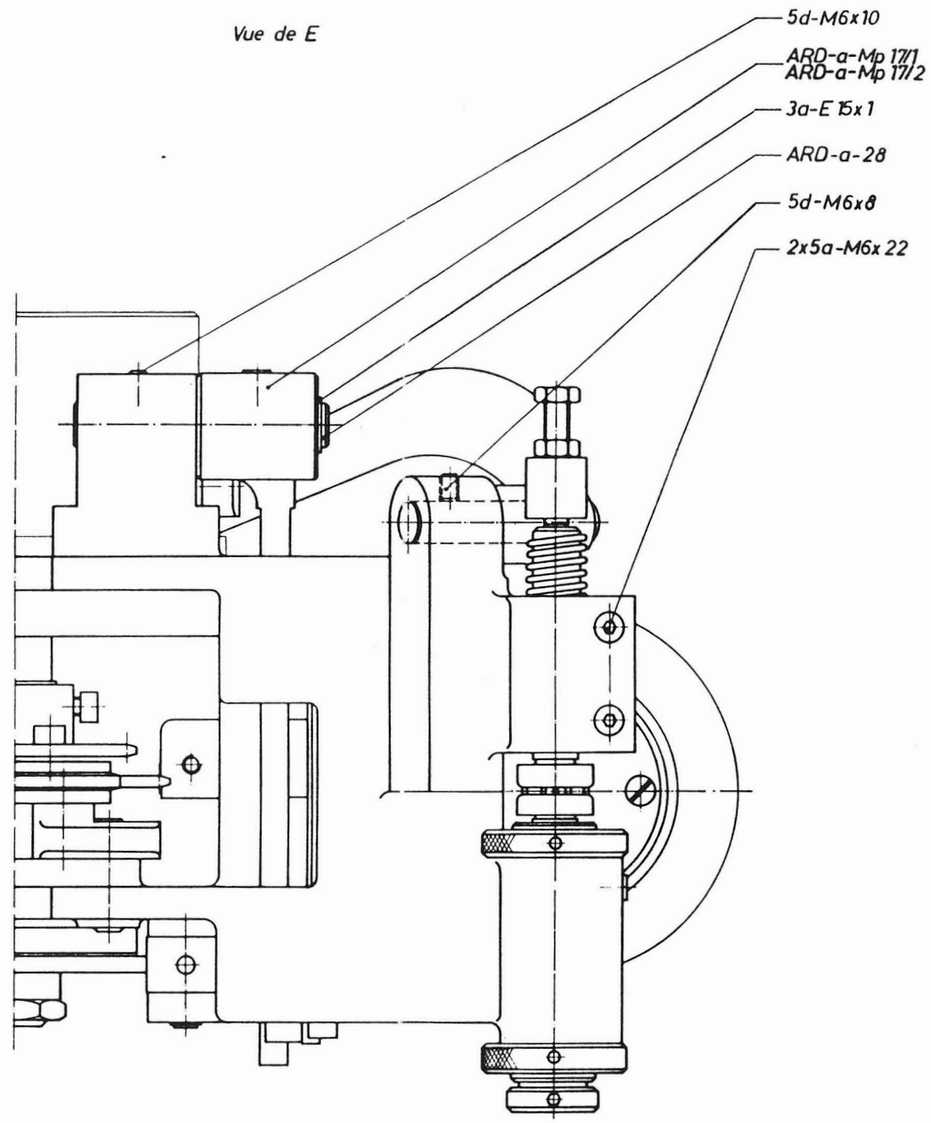

Feuille 2_

Pour les côtés sans tolérance voir normes internes	Echelle	Matière	Dessin: H. Michel Date: 18.4.84
Appareil à redresser	1:1	Remplace: ARD-a-Mp 11 des S20.100/30.01	
		Remplace par	
ESCO S.A. Les Geneveys s. Coffrane		ARD-a-Mp 11	

D5-k-final

Vue de F

ARD-h-17 700 t/min.
ARD-h-7 1400 t/min.
ARD-h-23 2800 t/min.
ARD-h-137 3600 t/min.

5d-M6x12

D2-k-3068

5h-M5x10

ARD-h-21

ARD-h-16/b 700 t/min.
ARD-h-6/b 1400 t/min.
ARD-h-22/b 2800/3600 t/min.

ARD-a-90

5a-M4x10

2x5d-M6x8

4x6b-M6x0,8d

4x7a-ø 6,4/12,5

4x5k-M6x30

ARD-a-77

5d-M6x25

3a-ø 15E

28a-CEI-72 M-R-0,36Kw B3 3000 t/min. New # R71M-2

ARD-a-105/a

D2-n-Mp 487/c

A-A

ARD-a-12
D2-a-56
4c-ø3x12
2xD2-a-63
ARD-a-116
ARD-a-11
* 2x1a-6205 *

5a-M6x10
ARD-a-118
ARD-a-119
3x-5a-M6x10
ARD-a-117
4c-ø3x12
D2-a-Mp 13
ARD-a-4
ARD-a-9
ARD-a-83/a
3a-ø 25E
3x5a-M6x16
3x7d-ø6,4/11
12a-111.046-74MA
•12a-111.046-№26

B-B

21a-D1a-ø6
ARD-d-16
2xARD-d-28
ARD-d-27
ARD-d-19
ARD-d-26

2x6b-M6x0,8d
ARD-d-3
ARD-d-2
3a-ø 15E
ARD-d-18

C-C

ARD-a-141
5a-M6x20

Feuille 3.

Pour les côtés sans tolérance voir tolérances générales	Echelle	Matière
Appareil à redresser	1:1	Remplace ARD-a-Mp11 dès S 20.00/30.01
		Remplacé par
ESCO S.A. Les Geneveys s. Coffrane		ARD-a-Mp11

Date 19.4.84

Gamptal: ARD-a-Mp 11
D2-32-Mp 259
D2-43-Mp 600

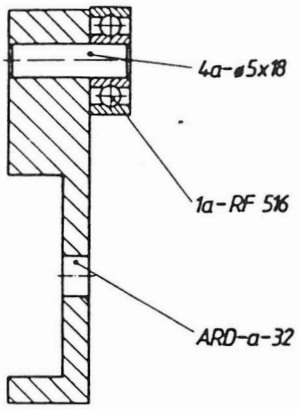

Pour les cotes sans tolérance, voir normes internes	Echelle	Matière	Dessiné
Index mobile	2:1	Remplace	Date 12.4.63
		Remplacé par	

ESCO S.A. Les Geneveys s. Coffrane — ARD-a-Mp 4

Gamptal: ARD-a-Mp 11
D2-32-Mp 259
D2.43.Mp 600

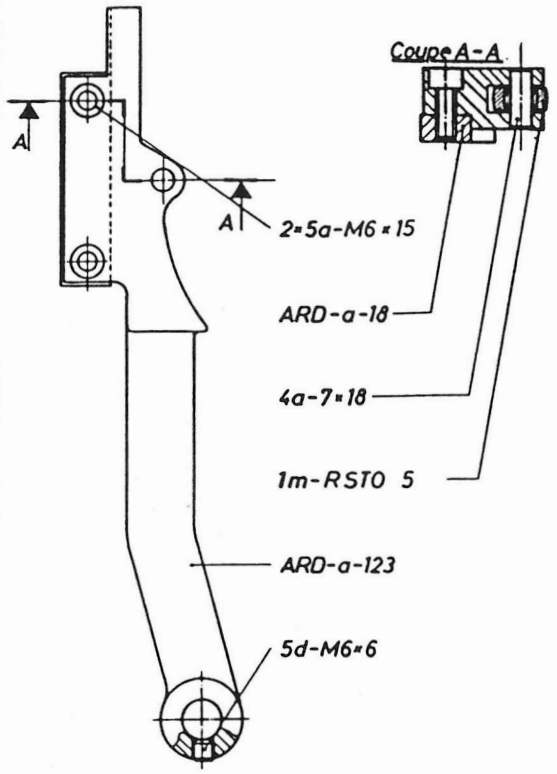

Pour les cotes sans tolérance, voir normes internes	Echelle	Matière	Dessiné
Levier cde : touche	1:1	Remplace ARD-a-Mp 14 [illegible]	Date 2.3.71
		Remplacé par	

ESCO S.A. Les Geneveys s. Coffrane — ARD-a-Mp14

~~ARD-a-Mp 11 -13~~
~~D4-a-Mp 171/2~~
~~D4-b-Mp 193~~
D2-32-Mp 259
D2.43.Mp 600
D2-a-Mp 173a/2
D5-a-Mp 626

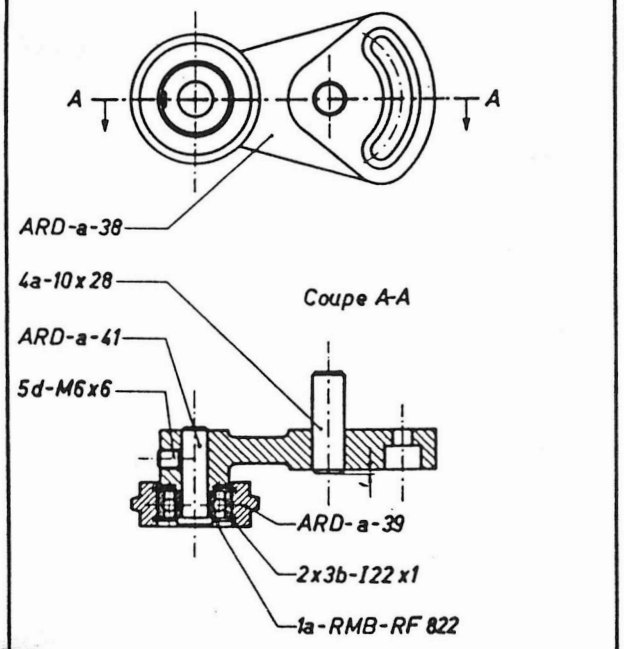

Modifications	Pour les cotes sans tolérance, voir feuille [illegible]	Echelle	Matière	Dessiné
	* Cote résultante des tolérances	1/1		Date 17.06.63
	Levier tendeur		Remplace	
			Remplacé par	

ESCO S.A. Les Geneveys s. Coffrane — ARD-a-Mp15

Gamptal: ARD-a-Mp 11 -13
D2-32-Mp 259
D2.43.Mp 600

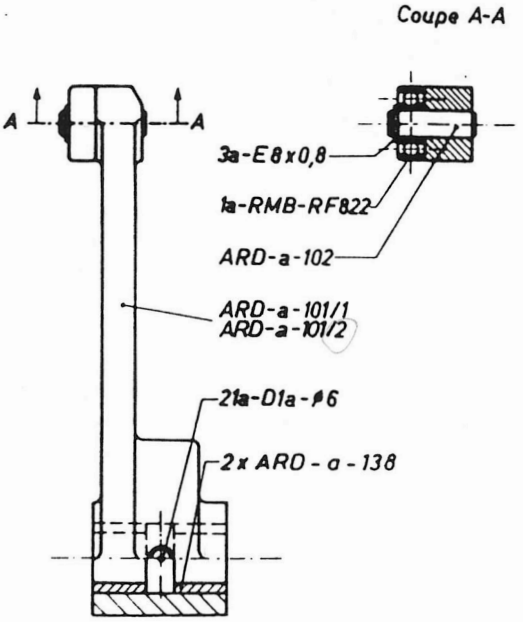

ARD-A-MP17/2

Modifications	Pour les cotes sans tolérance, voir feuille [illegible]	Echelle	Matière	Dessiné
	* Cote résultante des tolérances	1/1		Date 17.06.63
	Levier cde: redres:		Remplace	
			Remplacé par	

ESCO S.A. Les Geneveys s. Coffrane — ARD-a-Mp17/1-2

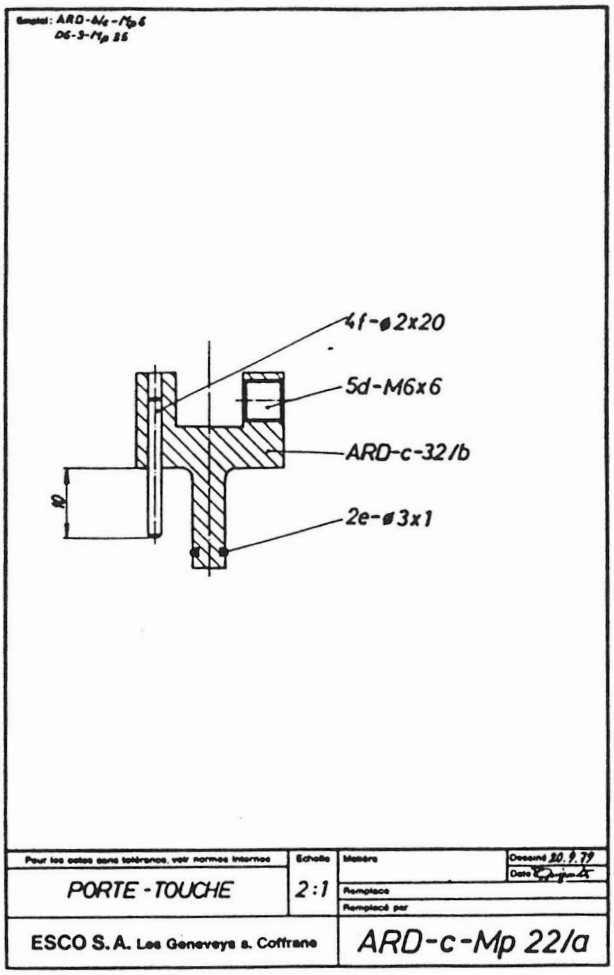
4f-ø2x20
5d-M6x6
ARD-c-32/b
2e-ø3x1
10
Pour les cotes sans tolérances, voir normes internes
Echelle
2:1
Matière
Dessiné 20.9.79
Date
Remplace
Remplacé par
PORTE-TOUCHE
ESCO S.A. Les Geneveys s. Coffrane
ARD-c-Mp 22/a

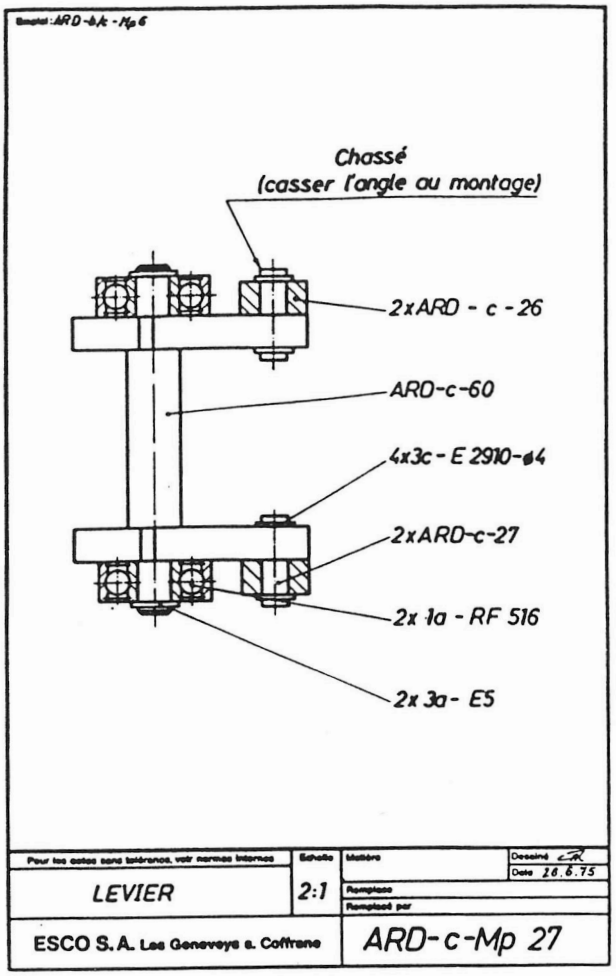
Chassé
(casser l'angle au montage)
2xARD - c - 26
ARD-c-60
4x3c - E 2910-ø4
2xARD-c-27
2x 1a - RF 516
2x 3a - E5
Pour les cotes sans tolérances, voir normes internes
Echelle
2:1
Matière
Dessiné
Date 28.6.75
Remplace
Remplacé par
LEVIER
ESCO S.A. Les Geneveys s. Coffrane
ARD-c-Mp 27

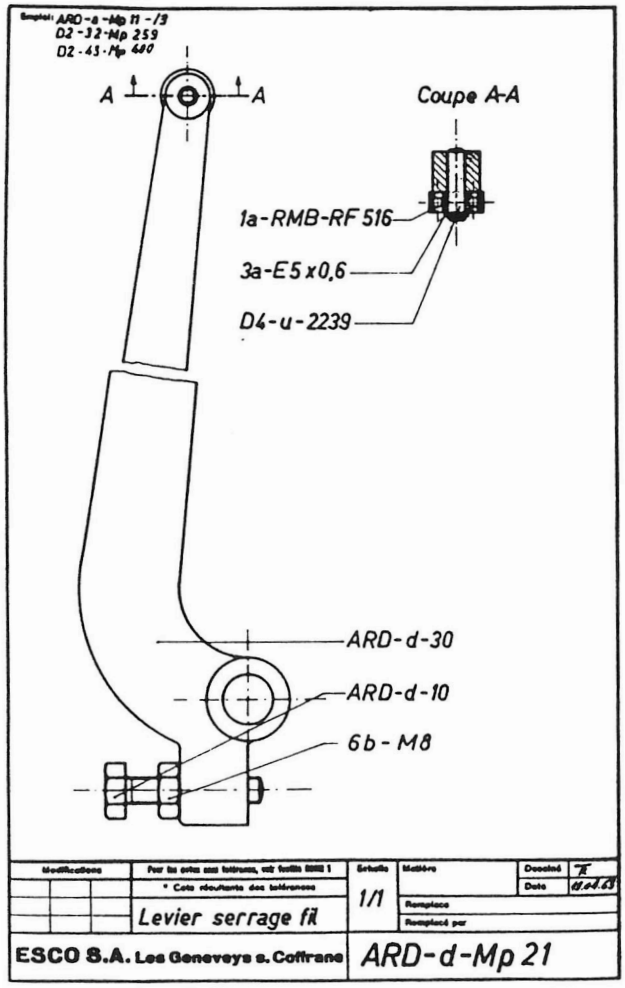
A
A
Coupe A-A
1a-RMB-RF 516
3a-E5 x0,6
D4-u-2239
ARD-d-30
ARD-d-10
6b - M8
Modifications
Pour les cotes sans tolérances, voir feuille
* Cotes résultantes des tolérances
Echelle
1/1
Matière
Dessiné
Date
Remplace
Remplacé par
Levier serrage fil
ESCO S.A. Les Geneveys s. Coffrane
ARD-d-Mp 21

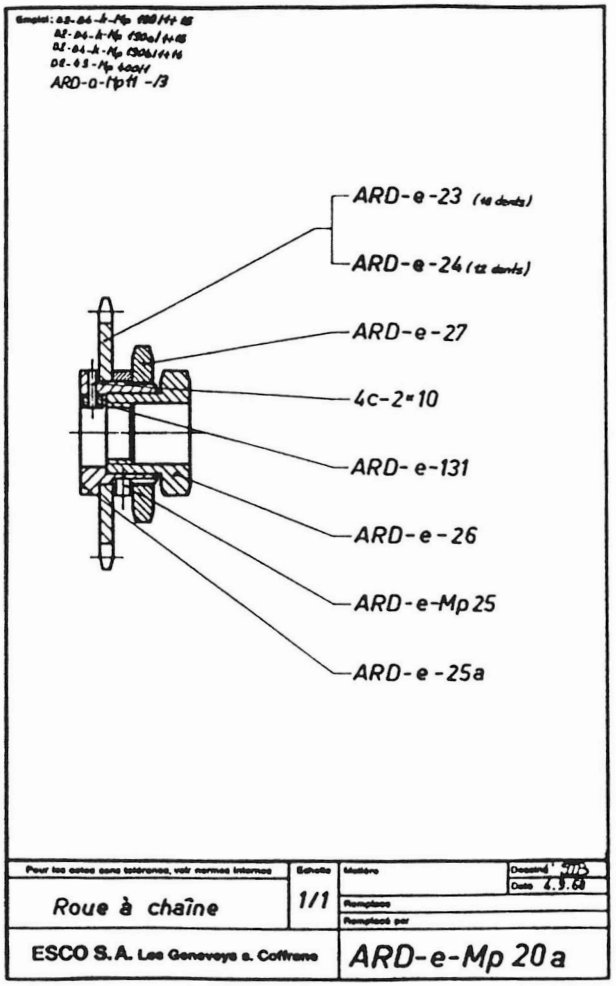
ARD-e-23
ARD-e-24
ARD-e-27
4c-2x10
ARD-e-131
ARD-e-26
ARD-e-Mp25
ARD-e-25a
Pour les cotes sans tolérances, voir normes internes
Echelle
1/1
Matière
Dessiné
Date 4.9.68
Remplace
Remplacé par
Roue à chaîne
ESCO S.A. Les Geneveys s. Coffrane
ARD-e-Mp 20a

D2-D4-k-Mp 190a/1-8
D2-D4-k-Mp 190b/1-9

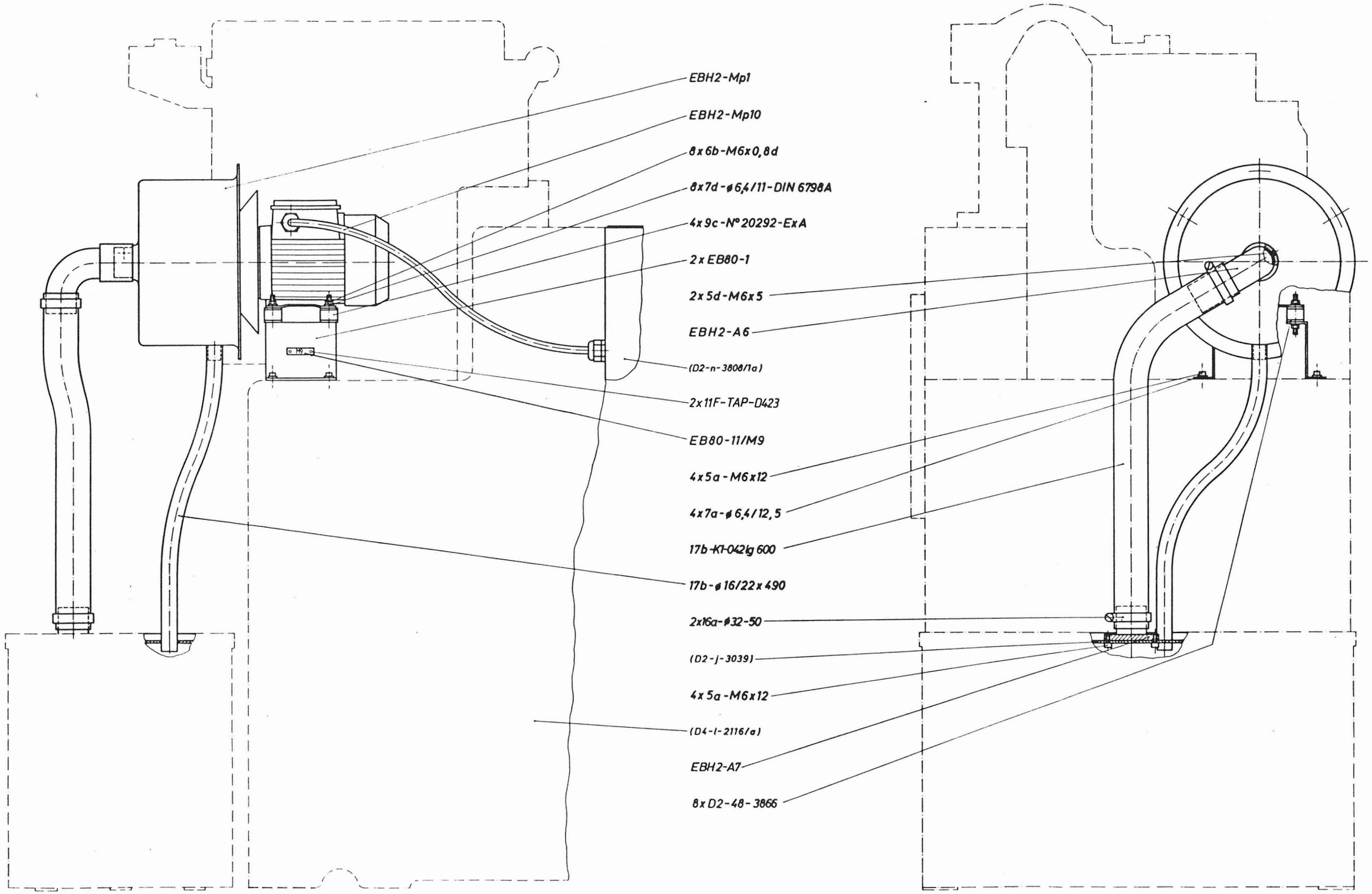

Pour les cotes sans tolérance, voir normes internes	Echelle	Matière	Dessiné J. Thuillard
El. brouillard d'huile D2-D4 + D2-D4 PT	1:2,5		Date 23 4 80
		Remplace	
		Remplacé par	
ESCO S.A. Les Geneveys s. Coffrane		EBH2-MD3	